

Supplemental Table 1: *Baseline characteristics of the EXSCEL clinical trial cohort that did not have proteomics versus EXSCEL proteomics cohort selected at random.*

	EXSCEL Cohort without Proteomics	EXSCEL Cohort with Proteomics	*p
n	9627	5125	
Age (mean (SD))	61.65 (9.40)	62.31 (9.38)	<0.001
Sex = M (%)	5985 (62.2)	3164 (61.7)	0.619
Pooled race group (%)			<0.001
Black	804 (8.4)	74 (1.4)	
White	6774 (70.4)	4401 (85.9)	
Treatment Arm (%)			0.004
EQW 2 mg	4789 (49.7)	2555 (49.9)	
Not Treated	33 (0.3)	3 (0.1)	
Placebo	4805 (49.9)	2567 (50.1)	
Body Mass Index (mean (SD))	32.26 (6.40)	33.46 (6.32)	<0.001
Atrial fibrillation/atrial flutter (%)	561 (5.8)	438 (8.5)	<0.001
Prior CV Event (for stratification) = Y (%)	7084 (73.6)	3698 (72.2)	0.065
Duration of Diabetes at BL (mean (SD))	13.13 (8.26)	13.00 (8.29)	0.347
Smoking Status at BL (%)			0.172
Current	1156 (12.0)	565 (11.0)	
Former	3779 (39.3)	2012 (39.3)	
Never	4685 (48.7)	2548 (49.7)	
Systolic BP at BL (mean (SD))	135.39 (17.36)	135.59 (15.95)	0.512
Diastolic BP at Baseline (mean (SD))	78.04 (10.26)	78.26 (10.29)	0.212
Total Cholesterol at Baseline (mg/dl) (mean (SD))	173.81 (140.93)	177.65 (101.94)	0.094
LDL at Baseline (mg/dl) (mean (SD))	94.14 (62.75)	96.46 (42.35)	0.032
HDL at Baseline (mg/dl) (mean (SD))	43.77 (27.92)	44.36 (21.12)	0.211
eGFR at Baseline (mean (SD))	81.62 (20.37)	81.40 (20.19)	0.54
Hb A1c at Baseline (mean (SD))	8.09 (0.97)	8.15 (0.94)	<0.001
Creatinine at Baseline (mg/dl) (mean (SD))	0.98 (0.29)	0.98 (0.28)	0.497
Hypertension Therapy at Baseline = Y (%)	9471 (98.4)	5053 (98.6)	0.347
Aspirin Therapy at Baseline = Y (%)	6098 (63.3)	3282 (64.0)	0.413
Statin Therapy at Baseline = Y (%)	7044 (73.2)	3801 (74.2)	0.198

\*P-values based on t-test for continuous variables and Pearson's chi-squared test for categorical variables.

Supplemental Table 2: *Baseline characteristics of validation cohort CHS overall and stratified by baseline CVD.*

	Full Proteomics Cohort	No Prevalent CVD	CVD at Baseline	*p-value
N	3,085	2,763	322	
Age (mean (SD))	74.4 (4.9)	74.3 (4.8)	75.0 (5.1)	0.012
Female, N (%)	1,875 (60.8)	1,730 (62.6)	145 (45.0)	<0.001
Self-reported Race				0.024
Black, N (%)	495 (16.0)	423 (15.3)	72 (22.4)	
Other, N (%)	16 (0.5)	15 (0.5)	1 (0.3)	
White, N (%)	2,574 (83.4)	2,325 (84.1)	240 (83.9)	
BMI (mean (SD))	26.6 (4.5)	26.6 (4.5)	26.6 (4.5)	0.721
DM, N (%)	457 (14.8)	381 (13.8)	76 (23.6)	<0.001
Smoking				0.059
Former, N (%)	1,360 (44.1)	1,198 (43.4)	162 (50.3)	
Current, N (%)	291 (9.4)	264 (9.6)	27 (8.4)	
Never, N (%)	1,434 (46.5)	1,301 (47.1)	133 (41.3)	
Systolic BP at Baseline (mean (SD))	135.6 (21.2)	135.5 (21.0)	136.5 (22.7)	0.520
Diastolic BP at Baseline (mean (SD))	71.3 (10.9)	71.4 (10.8)	70.2 (11.3)	0.149
Total Cholesterol at Baseline (mg/dl) (mean (SD))	202.4 (37.2)	202.4 (36.5)	202.9 (42.8)	0.659
LDL at Baseline (mg/dl) (mean (SD))	121.1 (33.6)	120.8 (33.0)	123.6 (38.5)	0.386
HDL at Baseline (mg/dl) (mean (SD))	54.1 (14.2)	54.6 (14.2)	49.9 (13.7)	<0.001
eGFR at Baseline (mean (SD))	70.2 (16.3)	70.8 (15.9)	65.4 (19.2)	<0.001
Aspirin Therapy at Baseline, N (%)	90 (2.9)	69 (2.5)	21 (6.5)	<0.001
Statin Therapy at Baseline, N (%)	160 (5.2)	127 (4.6)	33 (10.2)	<0.001

\*P-values based on t-test for continuous variables and Pearson's chi-squared test for categorical variables.

Supplemental Table 3: *Baseline characteristics of validation cohort PROMISE overall and stratified by MACE.*

	Full Validation Cohort	No MACE	MACE	*p-value
n	860	821	38	
Age (mean (SD))	59.7 (8.1)	59.6 (8.1)	61.9 (9.4)	0.1
Female (%)	286 (33.3)	276 (33.6)	10 (26.3)	0.4
Race (%)				0.6
American Indian, N (%)	4 (0.5)	4 (0.5)	0 (0.0)	
White, N (%)	771 (90.2)	738 (90.3)	33 (86.8)	
Black, N (%)	65 (7.6)	60 (7.3)	5 (13.2)	
Asian, N (%)	11 (1.3)	11 (1.3)	0 (0.0)	
Pacific Islander, N (%)	4 (0.5)	4 (0.5)	0 (0.0)	
BMI (mean (SD))	30.52 (5.7)	30.60 (5.7)	28.89 (4.0)	0.08
Smoker (%)				0.03
Never, N (%)	375 (43.7)	366 (44.6)	9 (23.7)	
Current, N (%)	185 (21.5)	176 (21.4)	9 (23.7)	
Former, N (%)	299 (34.8)	279 (34.0)	20 (52.6)	
History of T2DM (%)	178 (20.7)	170 (20.7)	8 (21.1)	1
History of HTN (%)	562 (65.4)	540 (65.8)	22 (57.9)	0.4
History of CVD (%)	32 (3.7)	32 (3.9)	0 (0.0)	0.4
History of HF (%)	46 (5.4)	44 (5.4)	2 (5.3)	1
History of HLD (%)	554 (64.5)	531 (64.7)	23 (60.5)	0.7

eGFR (mean (SD))	80.14 (18.9)	80.07 (18.8)	81.66 (21.6)	0.6
Statin therapy at Baseline (%)	366 (44.8)	351 (44.9)	15 (41.7)	0.8

\*P-values based on t-test for continuous variables and Pearson's chi-squared test for categorical variables.

Supplement Table 4: *Significant proteins from multivariable Cox proportional hazards models associated with MACE in EXSCEL proteomics cohort (N=1,278).*

Protein	H R	Lower Confidence Limit	Upper Confidence Limit	Standard Error	p- value	FDR adjusted p- value
<b>Tetranectin</b>	0.1 65	0.121	0.227	0.16	3.56E- 29	8.86E-26
<b>Tumor necrosis factor ligand superfamily member 15</b>	3.8 77	3.032	4.957	0.125	3.19E- 27	5.30E-24
<b>Angiopoietin-2</b>	2.5 3	2.114	3.029	0.0918	4.86E- 24	6.04E-21
<b>Natriuretic peptides B</b>	1.8 79	1.638	2.155	0.07	1.99E- 19	1.98E-16
<b>Lipopolysaccharide-binding protein</b>	9.0 03	5.564	14.568	0.246	3.58E- 19	2.97E-16
<b>Coiled-coil domain-containing protein 126</b>	0.3 08	0.237	0.399	0.133	7.96E- 19	5.66E-16
<b>Alpha-1-antichymotrypsin</b>	11. 22 1	6.561	19.191	0.274	1.04E- 18	6.46E-16
<b>Collagen alpha-1(XXVIII) chain</b>	3.7 86	2.783	5.151	0.157	2.38E- 17	1.24E-14
<b>Palmitoleoyl-protein carboxylesterase NOTUM</b>	0.4 56	0.38	0.547	0.0927	2.50E- 17	1.24E-14
<b>Protein jagged-1</b>	2.4 82	2.009	3.067	0.108	3.50E- 17	1.59E-14
<b>Group XIIB secretory phospholipase A2-like protein</b>	0.3 13	0.239	0.411	0.138	4.87E- 17	2.02E-14
<b>Hemopexin</b>	7.8 22	4.82	12.692	0.247	8.28E- 17	3.17E-14
<b>Neuroblastoma suppressor of tumorigenicity 1</b>	2.0 88	1.751	2.49	0.0898	2.40E- 16	6.72E-14
<b>WAP four-disulfide core domain protein 2</b>	2.5 86	2.061	3.244	0.116	2.18E- 16	6.72E-14
<b>Fibulin-1</b>	6.7 39	4.275	10.623	0.232	2.10E- 16	6.72E-14
<b>Ficolin-1</b>	1.8 21	1.579	2.1	0.0729	1.94E- 16	6.72E-14
<b>Immunoglobulin G</b>	7.0 97	4.443	11.338	0.239	2.43E- 16	6.72E-14
<b>Beta-2-microglobulin</b>	3.4 61	2.561	4.678	0.154	6.43E- 16	1.68E-13
<b>Alpha-2-HS-glycoprotein</b>	0.1 42	0.088	0.229	0.243	1.08E- 15	2.69E-13
<b>Sushi, von Willebrand factor type A, EGF and pentraxin domain-containing protein 1</b>	2.1 64	1.788	2.618	0.0973	2.09E- 15	4.96E-13
<b>Follistatin-related protein 3</b>	3.4 8	2.552	4.745	0.158	3.18E- 15	7.19E-13
<b>Complement component C9</b>	4.6 99	3.163	6.979	0.202	1.77E- 14	3.84E-12
<b>Asialoglycoprotein receptor 1</b>	2.6 61	2.071	3.42	0.128	1.96E- 14	4.07E-12
<b>Cadherin-3</b>	0.2 49	0.174	0.357	0.184	3.93E- 14	7.84E-12
<b>EGF-containing fibulin-like extracellular matrix protein 1</b>	3.0 12	2.25	4.032	0.149	1.25E- 13	2.39E-11
<b>Epidermal growth factor receptor</b>	0.1 35	0.08	0.23	0.27	1.35E- 13	2.49E-11
<b>Collagen alpha-3(VI) chain</b>	3.2 05	2.35	4.371	0.158	1.89E- 13	3.35E-11
<b>Cholinesterase</b>	0.3 03	0.22	0.416	0.163	2.08E- 13	3.57E-11
<b>Extracellular tyrosine-protein kinase PKDCC</b>	0.2 04	0.133	0.312	0.217	2.30E- 13	3.82E-11
<b>Zinc finger protein 18</b>	0.1 27	0.073	0.222	0.286	4.85E- 13	7.78E-11
<b>Sodium-coupled monocarboxylate transporter 1</b>	2.3 08	1.838	2.898	0.116	5.87E- 13	9.14E-11

<b>Ganglioside GM2 activator</b>	2.7 13	2.066	3.563	0.139	6.97E- 13	1.05E-10
<b>Tumor necrosis factor receptor superfamily member 1A</b>	2.4 51	1.914	3.139	0.126	1.22E- 12	1.78E-10
<b>Alpha-internexin</b>	1.7 75	1.515	2.079	0.0808	1.25E- 12	1.78E-10
<b>Cystatin-C</b>	3.5 11	2.48	4.971	0.177	1.46E- 12	1.96E-10
<b>R-spondin-4</b>	2.3 16	1.835	2.921	0.119	1.42E- 12	1.96E-10
<b>Insulin-like growth factor-binding protein 2</b>	1.8 54	1.562	2.2	0.0874	1.62E- 12	2.07E-10
<b>Fibulin-5</b>	2.9 02	2.16	3.899	0.151	1.58E- 12	2.07E-10
<b>Copper transport protein ATOX1</b>	1.8 41	1.552	2.184	0.0873	2.66E- 12	3.31E-10
<b>E3 ubiquitin-protein ligase DTX1</b>	0.2 58	0.176	0.377	0.194	2.99E- 12	3.63E-10
<b>Syndecan-3</b>	0.3 78	0.287	0.497	0.14	3.60E- 12	4.27E-10
<b>Selenoprotein M</b>	2.4 87	1.918	3.223	0.132	6.03E- 12	6.98E-10
<b>Sushi, von Willebrand factor type A, EGF and pentraxin domain-containing protein 1</b>	1.8 96	1.579	2.277	0.0934	7.28E- 12	7.97E-10
<b>Alcohol dehydrogenase 1A</b>	0.5 78	0.494	0.676	0.08	7.19E- 12	7.97E-10
<b>Peflin</b>	3.0 16	2.199	4.136	0.161	7.36E- 12	7.97E-10
<b>Serotransferrin</b>	6.7 23	3.888	11.624	0.279	9.05E- 12	9.58E-10
<b>Growth hormone receptor</b>	0.4 21	0.328	0.54	0.128	1.23E- 11	1.25E-09
<b>Surfeit locus protein 1</b>	0.4 87	0.396	0.6	0.106	1.22E- 11	1.25E-09
<b>Plastin-2</b>	0.3 68	0.276	0.492	0.148	1.31E- 11	1.30E-09
<b>Uncharacterized protein C3orf18</b>	0.1 99	0.125	0.318	0.239	1.49E- 11	1.45E-09
<b>Matrix-remodeling-associated protein 7</b>	2.0 73	1.676	2.564	0.109	1.83E- 11	1.75E-09
<b>Intercellular adhesion molecule 5</b>	2.1 06	1.691	2.623	0.112	2.98E- 11	2.80E-09
<b>Endoglin</b>	2.5 04	1.909	3.286	0.139	3.40E- 11	3.13E-09
<b>Transgelin</b>	2.2 12	1.749	2.799	0.12	3.73E- 11	3.37E-09
<b>Cartilage acidic protein 1</b>	0.4 09	0.314	0.534	0.136	4.66E- 11	4.14E-09
<b>Ectonucleoside triphosphate diphosphohydrolase 5</b>	0.3 83	0.287	0.511	0.147	7.68E- 11	6.70E-09
<b>Integral membrane protein 2B</b>	1.8 08	1.511	2.162	0.0913	9.00E- 11	7.72E-09
<b>Acidic leucine-rich nuclear phosphoprotein 32 family member B</b>	2.0 6	1.652	2.567	0.112	1.29E- 10	1.09E-08
<b>Complement factor H</b>	16. 57 3	7.037	39.031	0.437	1.32E- 10	1.10E-08
<b>Spondin-1</b>	2.9 06	2.098	4.025	0.166	1.39E- 10	1.13E-08
<b>Alcohol dehydrogenase 4</b>	0.6 77	0.6	0.762	0.061	1.46E- 10	1.17E-08
<b>Shadow of prion protein</b>	1.6 68	1.426	1.951	0.08	1.62E- 10	1.28E-08
<b>Delta-like protein 4</b>	1.9 68	1.598	2.423	0.106	1.89E- 10	1.47E-08
<b>Uncharacterized protein C14orf93</b>	0.3 39	0.243	0.474	0.17	2.20E- 10	1.69E-08

Zona pellucida-binding protein 1	0.1 14	0.058	0.223	0.342	2.30E-10	1.73E-08
Growth/differentiation factor 15	1.6 95	1.438	1.998	0.0839	3.26E-10	2.42E-08
Ephrin-B2	2.3 11	1.778	3.005	0.134	4.02E-10	2.94E-08
tRNA (guanine-N(7)-)-methyltransferase	0.2 19	0.136	0.353	0.244	4.60E-10	3.32E-08
Chymotrypsin-like elastase family member 1	1.8 86	1.544	2.304	0.102	5.01E-10	3.57E-08
Hippocalcin-like protein 1	0.3 08	0.213	0.447	0.19	5.25E-10	3.68E-08
Kallikrein-11	2.4 02	1.818	3.174	0.142	7.11E-10	4.91E-08
Titin	1.5 65	1.357	1.805	0.0728	7.85E-10	5.36E-08
Inactive tyrosine-protein kinase 7	3.1 37	2.178	4.518	0.186	8.19E-10	5.51E-08
Periostin	2.0 7	1.64	2.611	0.119	8.71E-10	5.73E-08
Sodium/potassium-transporting ATPase subunit beta-1	0.5 3	0.432	0.649	0.104	8.75E-10	5.73E-08
DnaJ homolog subfamily B member 12	1.8 3	1.506	2.222	0.0992	1.13E-09	7.11E-08
Solute carrier family 22 member 16	0.5 64	0.469	0.678	0.0942	1.13E-09	7.11E-08
Biglycan	2.0 57	1.631	2.594	0.118	1.12E-09	7.11E-08
C-reactive protein	1.4 67	1.296	1.66	0.0631	1.25E-09	7.77E-08
Alcohol dehydrogenase 1C	0.7 53	0.687	0.826	0.0468	1.42E-09	8.70E-08
WAP four-disulfide core domain protein 1	2.2 31	1.72	2.894	0.133	1.46E-09	8.86E-08
Troponin T, cardiac muscle	1.5 47	1.343	1.783	0.0723	1.60E-09	9.61E-08
Latent-transforming growth factor beta-binding protein 4	2.2 88	1.747	2.995	0.137	1.74E-09	1.03E-07
Growth factor receptor-bound protein 7	0.2 47	0.156	0.39	0.234	2.11E-09	1.24E-07
Resistin	1.9 87	1.586	2.49	0.115	2.46E-09	1.42E-07
Alpha-1-microglobulin	4.3 55	2.682	7.07	0.247	2.67E-09	1.53E-07
Roundabout homolog 1	2.1 76	1.684	2.811	0.131	2.74E-09	1.55E-07
Alpha-N-acetylgalactosaminide alpha-2,6-sialyltransferase 2	0.4 72	0.368	0.605	0.127	2.95E-09	1.63E-07
Intercellular adhesion molecule 5	2.0 94	1.64	2.673	0.125	2.95E-09	1.63E-07
Lymphotoxin alpha2:beta1	0.3 71	0.268	0.515	0.167	2.98E-09	1.63E-07
rRNA 2'-O-methyltransferase fibrillar	0.2 59	0.165	0.406	0.23	3.98E-09	2.15E-07
Protocadherin-10	1.8 06	1.483	2.2	0.101	4.13E-09	2.20E-07
Plasminogen	0.2 43	0.152	0.39	0.24	4.16E-09	2.20E-07
Apolipoprotein B	1.7 49	1.451	2.11	0.0956	4.90E-09	2.57E-07
Vascular endothelial growth factor D	1.8 44	1.501	2.265	0.105	5.60E-09	2.90E-07
Ephrin-A5	2.4 44	1.809	3.303	0.154	5.82E-09	2.99E-07
Twisted gastrulation protein homolog 1	3.1 8	2.149	4.704	0.2	7.06E-09	3.59E-07
Scavenger receptor class F member 2	3.3 23	2.211	4.994	0.208	7.55E-09	3.80E-07

<b>Cadherin-7</b>	0.57	0.471	0.69	0.0975	8.06E-09	3.96E-07
<b>C-type lectin domain family 4 member G</b>	1.895	1.525	2.355	0.111	8.04E-09	3.96E-07
<b>Torsin-1A-interacting protein 1</b>	0.51	0.405	0.641	0.117	8.19E-09	3.96E-07
<b>Apolipoprotein A-I</b>	0.523	0.419	0.652	0.112	8.15E-09	3.96E-07
<b>Heat shock 70 kDa protein 1A</b>	0.377	0.27	0.525	0.169	8.42E-09	4.03E-07
<b>Selenoprotein W</b>	1.634	1.381	1.933	0.0857	1.02E-08	4.79E-07
<b>Trefoil factor 3</b>	1.993	1.574	2.524	0.12	1.02E-08	4.79E-07
<b>Ran-binding protein 3</b>	1.9	1.525	2.368	0.112	1.04E-08	4.84E-07
<b>Hexokinase-1</b>	0.362	0.255	0.513	0.178	1.13E-08	5.20E-07
<b>Trefoil factor 2</b>	1.66	1.395	1.975	0.0888	1.14E-08	5.21E-07
<b>Leukocyte immunoglobulin-like receptor subfamily A member 5</b>	2.042	1.597	2.61	0.125	1.20E-08	5.45E-07
<b>Thioredoxin-interacting protein</b>	0.412	0.304	0.56	0.156	1.37E-08	6.17E-07
<b>Mannan-binding lectin serine protease 1</b>	0.221	0.131	0.373	0.267	1.50E-08	6.69E-07
<b>Alpha-2-antiplasmin</b>	0.388	0.279	0.538	0.168	1.54E-08	6.77E-07
<b>Serum amyloid A-1 protein</b>	1.26	1.163	1.366	0.0409	1.57E-08	6.86E-07
<b>Rho GTPase-activating protein 1</b>	1.862	1.501	2.31	0.11	1.60E-08	6.90E-07
<b>Fructose-bisphosphate aldolase C</b>	0.517	0.411	0.65	0.117	1.61E-08	6.90E-07
<b>Kininogen-1</b>	0.228	0.137	0.382	0.262	1.72E-08	7.32E-07
<b>Potassium voltage-gated channel subfamily E regulatory beta subunit 5</b>	0.352	0.245	0.507	0.185	1.78E-08	7.52E-07
<b>Glycerol-3-phosphate dehydrogenase [NAD(+)], cytoplasmic</b>	0.663	0.574	0.765	0.0732	1.82E-08	7.63E-07
<b>Pyrroline-5-carboxylate reductase 2</b>	0.277	0.177	0.433	0.228	1.85E-08	7.67E-07
<b>CD27 antigen</b>	0.414	0.304	0.563	0.157	1.92E-08	7.88E-07
<b>Protein Wnt-3a</b>	0.48	0.371	0.62	0.131	2.10E-08	8.57E-07
<b>Vesicular integral-membrane protein VIP36</b>	2.72	1.915	3.864	0.179	2.26E-08	9.14E-07
<b>Adhesion G protein-coupled receptor E2</b>	0.618	0.522	0.732	0.0861	2.30E-08	9.23E-07
<b>Leucine-rich repeat-containing protein 74A</b>	0.296	0.194	0.454	0.218	2.32E-08	9.25E-07
<b>Tenascin</b>	2.362	1.747	3.193	0.154	2.37E-08	9.36E-07
<b>Macrophage metalloelastase</b>	1.56	1.334	1.823	0.0797	2.43E-08	9.52E-07
<b>Fibrinogen-like protein 1</b>	1.514	1.308	1.752	0.0745	2.61E-08	1.01E-06
<b>Valine--tRNA ligase</b>	0.476	0.366	0.618	0.134	2.67E-08	1.03E-06
<b>Ephrin type-A receptor 2</b>	1.996	1.564	2.546	0.124	2.74E-08	1.05E-06
<b>Follistatin-related protein 1</b>	4.46	2.628	7.57	0.27	3.04E-08	1.16E-06
<b>Liver carboxylesterase 1</b>	0.482	0.372	0.624	0.132	3.07E-08	1.16E-06
<b>Fructose-bisphosphate aldolase B</b>	0.69	0.605	0.787	0.0673	3.45E-08	1.29E-06

<b>Marginal zone B- and B1-cell-specific protein</b>	1.639	1.375	1.954	0.0897	3.66E-08	1.36E-06
<b>Iron-sulfur cluster co-chaperone protein HscB, mitochondrial</b>	0.397	0.286	0.551	0.168	3.70E-08	1.36E-06
<b>Endothelial differentiation-related factor 1</b>	0.412	0.3	0.565	0.161	3.76E-08	1.37E-06
<b>Carbohydrate sulfotransferase 12</b>	2.191	1.657	2.897	0.143	3.76E-08	1.37E-06
<b>Acyl-CoA-binding domain-containing protein 6</b>	2.341	1.729	3.169	0.155	3.79E-08	1.37E-06
<b>CD59 glycoprotein</b>	2.101	1.612	2.737	0.135	3.88E-08	1.39E-06
<b>Hemoglobin subunit delta</b>	0.345	0.236	0.505	0.194	4.08E-08	1.45E-06
<b>Regulator of G-protein signaling 8</b>	0.406	0.294	0.56	0.165	4.23E-08	1.49E-06
<b>Tumor necrosis factor ligand superfamily member 14</b>	0.327	0.219	0.488	0.204	4.38E-08	1.53E-06
<b>Protein delta homolog 2</b>	1.736	1.425	2.116	0.101	4.62E-08	1.61E-06
<b>Interleukin-1 receptor type 2</b>	0.386	0.274	0.544	0.175	5.06E-08	1.75E-06
<b>Aminoacylase-1</b>	0.708	0.626	0.802	0.0633	5.18E-08	1.78E-06
<b>Peroxidasin homolog</b>	1.594	1.347	1.886	0.086	5.98E-08	2.04E-06
<b>Apolipoprotein F</b>	1.569	1.333	1.847	0.0832	6.10E-08	2.07E-06
<b>Tyrosine-protein kinase transmembrane receptor ROR2</b>	1.811	1.46	2.246	0.11	6.46E-08	2.17E-06
<b>Alpha-1,6-mannosyl-glycoprotein 2-beta-N-acetylglucosaminyltransferase</b>	0.295	0.189	0.459	0.226	6.60E-08	2.21E-06
<b>SAM pointed domain-containing Ets transcription factor</b>	0.254	0.154	0.418	0.254	6.94E-08	2.30E-06
<b>Pulmonary surfactant-associated protein D</b>	1.49	1.289	1.722	0.074	7.19E-08	2.37E-06
<b>Cyclic AMP-dependent transcription factor ATF-6 alpha</b>	0.375	0.263	0.537	0.182	7.67E-08	2.50E-06
<b>Tumor necrosis factor receptor type 1-associated DEATH domain protein</b>	0.551	0.443	0.685	0.111	7.69E-08	2.50E-06
<b>Transcription regulator protein BACH1</b>	0.351	0.24	0.515	0.195	8.00E-08	2.59E-06
<b>Ras-related protein Rab-17</b>	0.467	0.354	0.617	0.142	8.08E-08	2.60E-06
<b>Lysozyme C</b>	1.766	1.435	2.174	0.106	8.19E-08	2.61E-06
<b>OTU domain-containing protein 5</b>	0.566	0.46	0.697	0.106	8.51E-08	2.70E-06
<b>Complement component C1q receptor</b>	2.689	1.87	3.867	0.185	9.46E-08	2.96E-06
<b>Inhibin beta A chain:Inhibin beta B chain heterodimer</b>	1.826	1.464	2.277	0.113	9.41E-08	2.96E-06
<b>Biotinidase</b>	0.376	0.262	0.539	0.184	9.94E-08	3.09E-06
<b>Guanylate-binding protein 6</b>	0.422	0.307	0.579	0.162	1.01E-07	3.12E-06
<b>Apolipoprotein A-IV</b>	0.668	0.576	0.775	0.0757	1.02E-07	3.12E-06
<b>Neuropeptide S</b>	0.513	0.401	0.657	0.126	1.15E-07	3.50E-06
<b>Endothelin-converting enzyme 1</b>	0.303	0.194	0.471	0.226	1.19E-07	3.62E-06
<b>Glutaminy-peptide cyclotransferase</b>	1.655	1.373	1.995	0.0952	1.21E-07	3.64E-06
<b>Growth arrest-specific protein 1</b>	2.004	1.549	2.593	0.131	1.22E-07	3.67E-06
<b>Heat shock 70 kDa protein 6</b>	0.199	0.11	0.363	0.305	1.24E-07	3.69E-06

<b>Fc receptor-like protein 6</b>	0.3 14	0.205	0.483	0.219	1.26E- 07	3.74E-06
<b>Syntaxin-binding protein 6</b>	0.5 04	0.39	0.65	0.13	1.36E- 07	4.00E-06
<b>IGF-like family receptor 1</b>	1.5 4	1.311	1.808	0.0819	1.39E- 07	4.07E-06
<b>Alpha-N-acetylgalactosaminide alpha-2,6-sialyltransferase 1</b>	0.3 98	0.282	0.561	0.175	1.41E- 07	4.11E-06
<b>SLAM family member 8</b>	1.4 56	1.265	1.674	0.0714	1.47E- 07	4.25E-06
<b>B melanoma antigen 3</b>	0.5 14	0.401	0.659	0.127	1.51E- 07	4.36E-06
<b>Leucine-rich repeat-containing G-protein coupled receptor 5</b>	0.3 1	0.2	0.48	0.223	1.52E- 07	4.36E-06
<b>Protocadherin gamma-C3</b>	0.6 58	0.562	0.769	0.0801	1.65E- 07	4.58E-06
<b>14-3-3 protein gamma</b>	1.8 61	1.475	2.348	0.119	1.64E- 07	4.58E-06
<b>Zinc finger protein 175</b>	0.2 57	0.154	0.427	0.26	1.62E- 07	4.58E-06
<b>Interleukin-37</b>	0.4 9	0.376	0.64	0.136	1.63E- 07	4.58E-06
<b>Cysteine-rich PDZ-binding protein</b>	0.3 97	0.28	0.561	0.177	1.64E- 07	4.58E-06
<b>Histone-lysine N-methyltransferase EHMT2</b>	0.4 87	0.372	0.638	0.137	1.65E- 07	4.58E-06
<b>Cytochrome c oxidase subunit 4 isoform 2, mitochondrial</b>	0.3 94	0.278	0.559	0.178	1.67E- 07	4.60E-06
<b>Myelin regulatory factor</b>	0.3 09	0.199	0.48	0.225	1.71E- 07	4.67E-06
<b>Carboxypeptidase E</b>	0.3 29	0.216	0.499	0.213	1.75E- 07	4.76E-06
<b>Phosphoenolpyruvate carboxykinase, cytosolic [GTP]</b>	0.4 43	0.326	0.602	0.156	1.91E- 07	5.17E-06
<b>Apolipoprotein M</b>	0.4 12	0.295	0.575	0.17	1.97E- 07	5.30E-06
<b>Fructose-1,6-bisphosphatase 1</b>	0.6 91	0.6	0.794	0.0713	2.10E- 07	5.61E-06
<b>Anthrax toxin receptor 2</b>	0.5 43	0.431	0.684	0.118	2.19E- 07	5.79E-06
<b>Protein shisa-2 homolog</b>	0.3 81	0.264	0.549	0.186	2.19E- 07	5.79E-06
<b>Retinoblastoma-like protein 2</b>	1.8 62	1.472	2.355	0.12	2.20E- 07	5.80E-06
<b>Suppressor of fused homolog</b>	0.2 4	0.14	0.413	0.276	2.37E- 07	6.19E-06
<b>Tenascin</b>	1.8 81	1.48	2.39	0.122	2.37E- 07	6.19E-06
<b>Chymotrypsin-like protease CTRL-1</b>	0.4 35	0.317	0.597	0.161	2.44E- 07	6.33E-06
<b>Metalloproteinase inhibitor 1</b>	2.2 92	1.672	3.14	0.161	2.48E- 07	6.40E-06
<b>Fatty acid-binding protein, adipocyte</b>	1.6 85	1.382	2.055	0.101	2.58E- 07	6.63E-06
<b>Rho GTPase-activating protein 1</b>	1.4 76	1.272	1.713	0.0759	2.82E- 07	7.20E-06
<b>CD48 antigen</b>	1.9 62	1.517	2.538	0.131	2.85E- 07	7.25E-06
<b>Beta-klotho</b>	0.5 65	0.454	0.703	0.111	2.92E- 07	7.38E-06
<b>Thrombospondin-2</b>	1.4 06	1.234	1.603	0.0667	3.11E- 07	7.83E-06
<b>Inactive gamma-glutamyltranspeptidase 2</b>	0.6 96	0.605	0.799	0.071	3.14E- 07	7.84E-06
<b>Proteasome subunit alpha type-1</b>	0.3 75	0.258	0.547	0.192	3.17E- 07	7.84E-06
<b>Hedgehog-interacting protein</b>	0.3 59	0.243	0.532	0.2	3.16E- 07	7.84E-06

<b>Baculoviral IAP repeat-containing protein 5</b>	0.282	0.174	0.458	0.248	3.20E-07	7.90E-06
<b>Interleukin-36 receptor antagonist protein</b>	0.608	0.502	0.736	0.0974	3.30E-07	8.10E-06
<b>Noelin</b>	1.585	1.328	1.893	0.0905	3.51E-07	8.53E-06
<b>Complement component C7</b>	3.126	2.016	4.848	0.224	3.51E-07	8.53E-06
<b>Adapter molecule crk</b>	1.43	1.245	1.642	0.0706	4.04E-07	9.76E-06
<b>Heat shock protein beta-6</b>	1.731	1.4	2.14	0.108	4.07E-07	9.80E-06
<b>Neuroendocrine protein 7B2</b>	0.614	0.509	0.742	0.0962	4.12E-07	9.86E-06
<b>Discoidin domain-containing receptor 2</b>	1.619	1.342	1.952	0.0957	4.78E-07	1.14E-05
<b>Ficolin-3</b>	0.575	0.463	0.713	0.11	4.84E-07	1.14E-05
<b>PTB domain-containing engulfment adapter protein 1</b>	0.449	0.329	0.613	0.159	4.80E-07	1.14E-05
<b>Oncostatin-M</b>	0.568	0.456	0.708	0.112	4.82E-07	1.14E-05
<b>Kinesin-like protein KIF16B</b>	0.311	0.198	0.491	0.232	5.06E-07	1.18E-05
<b>Frizzled-10</b>	0.42	0.299	0.589	0.173	5.18E-07	1.21E-05
<b>Phosphatidylinositol transfer protein beta isoform</b>	0.345	0.228	0.523	0.212	5.29E-07	1.22E-05
<b>Coagulation factor Xa</b>	0.581	0.47	0.718	0.108	5.40E-07	1.24E-05
<b>Microfibrillar-associated protein 2</b>	1.806	1.433	2.275	0.118	5.49E-07	1.26E-05
<b>Radiation-inducible immediate-early gene IEX-1</b>	0.352	0.234	0.53	0.209	5.54E-07	1.27E-05
<b>Ras-related and estrogen-regulated growth inhibitor</b>	0.27	0.162	0.451	0.262	5.68E-07	1.28E-05
<b>U6 snRNA-associated Sm-like protein LSm4</b>	0.379	0.259	0.554	0.194	5.66E-07	1.28E-05
<b>Semaphorin-6B</b>	2.099	1.57	2.807	0.148	5.65E-07	1.28E-05
<b>Cartilage intermediate layer protein 2</b>	0.555	0.441	0.699	0.118	5.85E-07	1.31E-05
<b>Protein MENT</b>	0.546	0.43	0.692	0.121	5.87E-07	1.31E-05
<b>SPARC-related modular calcium-binding protein 2</b>	2.223	1.624	3.043	0.16	6.06E-07	1.35E-05
<b>Troponin I, fast skeletal muscle</b>	1.382	1.217	1.57	0.065	6.23E-07	1.38E-05
<b>Butyrophilin subfamily 3 member A3</b>	1.701	1.38	2.096	0.107	6.37E-07	1.40E-05
<b>Hematopoietic prostaglandin D synthase</b>	0.542	0.425	0.689	0.123	6.39E-07	1.40E-05
<b>Sialic acid-binding Ig-like lectin 12</b>	0.447	0.325	0.613	0.162	6.49E-07	1.41E-05
<b>Tenascin</b>	1.954	1.501	2.544	0.135	6.50E-07	1.41E-05
<b>Kallistatin</b>	0.278	0.168	0.46	0.257	6.52E-07	1.41E-05
<b>Ubiquitin D</b>	0.276	0.166	0.458	0.259	6.61E-07	1.43E-05
<b>Beta-defensin 132</b>	0.557	0.443	0.702	0.118	6.67E-07	1.43E-05
<b>Heparan-sulfate 6-O-sulfotransferase 2</b>	1.683	1.37	2.067	0.105	6.91E-07	1.48E-05
<b>G-protein coupled receptor 26</b>	0.361	0.242	0.54	0.205	7.04E-07	1.49E-05
<b>Melanoma-associated antigen 5</b>	0.614	0.507	0.745	0.0982	7.05E-07	1.49E-05

<b>Insulin-like growth factor-binding protein 7</b>	2.3 73	1.685	3.342	0.175	7.48E-07	1.58E-05
<b>Insulin growth factor-like family member 3</b>	0.4 97	0.377	0.656	0.141	7.55E-07	1.59E-05
<b>IQ domain-containing protein F1</b>	0.3 6	0.24	0.54	0.207	7.74E-07	1.62E-05
<b>Growth/differentiation factor 11/8</b>	0.4 62	0.34	0.628	0.157	8.18E-07	1.70E-05
<b>Oxidized Protein deglycase DJ-1</b>	0.4 62	0.339	0.628	0.157	8.35E-07	1.73E-05
<b>Alpha-parvin</b>	1.6 28	1.341	1.976	0.0989	8.53E-07	1.76E-05
<b>Galanin</b>	0.2 68	0.158	0.453	0.269	9.44E-07	1.94E-05
<b>Very low-density lipoprotein receptor</b>	0.4 34	0.311	0.606	0.17	9.64E-07	1.97E-05
<b>Kininogen, HMW, Two Chain</b>	0.6 31	0.524	0.759	0.0943	1.02E-06	2.07E-05
<b>Urotensin-2</b>	0.4 44	0.32	0.614	0.166	1.02E-06	2.07E-05
<b>Ceruloplasmin</b>	0.4 64	0.341	0.631	0.157	1.02E-06	2.07E-05
<b>Microfibril-associated glycoprotein 4</b>	1.5 35	1.293	1.824	0.0878	1.04E-06	2.09E-05
<b>Colipase-like protein 2</b>	0.3 66	0.244	0.548	0.206	1.07E-06	2.15E-05
<b>Kynurenine--oxoglutarate transaminase 1</b>	0.2 94	0.18	0.481	0.251	1.09E-06	2.18E-05
<b>Dual specificity mitogen-activated protein kinase kinase 1</b>	1.5 96	1.322	1.927	0.0961	1.13E-06	2.25E-05
<b>Mucin-16</b>	1.4 26	1.236	1.646	0.073	1.16E-06	2.30E-05
<b>Neuromedin-B</b>	1.8 12	1.425	2.304	0.122	1.21E-06	2.40E-05
<b>T-lymphocyte surface antigen Ly-9</b>	1.7 54	1.398	2.201	0.116	1.23E-06	2.41E-05
<b>BPI fold-containing family A member 2</b>	0.6 08	0.497	0.743	0.103	1.26E-06	2.46E-05
<b>Peregrin</b>	0.2 85	0.172	0.474	0.259	1.30E-06	2.54E-05
<b>Fibroblast growth factor 23</b>	1.4 42	1.243	1.673	0.0757	1.33E-06	2.58E-05
<b>Prostaglandin-H2 D-isomerase</b>	2.0 05	1.512	2.66	0.144	1.37E-06	2.65E-05
<b>Hepatitis A virus cellular receptor 1</b>	1.2 97	1.167	1.442	0.0539	1.37E-06	2.65E-05
<b>C1GALT1-specific chaperone 1</b>	0.4 92	0.369	0.656	0.147	1.38E-06	2.66E-05
<b>Neurexophilin-2</b>	0.6 93	0.597	0.804	0.0762	1.42E-06	2.73E-05
<b>Ribonuclease K6</b>	1.5 79	1.311	1.901	0.0948	1.46E-06	2.79E-05
<b>Atrial natriuretic factor</b>	1.7 12	1.375	2.131	0.112	1.51E-06	2.86E-05
<b>R-spondin-1</b>	1.6 26	1.334	1.982	0.101	1.52E-06	2.87E-05
<b>BPI fold-containing family A member 1</b>	0.3 45	0.223	0.533	0.222	1.66E-06	3.12E-05
<b>2'-deoxynucleoside 5'-phosphate N-hydrolase 1</b>	0.3 55	0.233	0.543	0.216	1.66E-06	3.12E-05
<b>Collagen alpha-1(XV) chain</b>	2.4 76	1.708	3.588	0.189	1.69E-06	3.15E-05
<b>Nuclear pore complex-interacting protein family member B3</b>	0.3 98	0.273	0.58	0.192	1.69E-06	3.15E-05
<b>Early endosome antigen 1</b>	0.3 81	0.257	0.566	0.202	1.70E-06	3.15E-05
<b>Neuronal pentraxin-2</b>	0.4 36	0.31	0.613	0.174	1.81E-06	3.36E-05

<b>Secreted frizzled-related protein 2</b>	0.3 21	0.201	0.512	0.238	1.88E-06	3.47E-05
<b>Cyclic AMP-responsive element-binding protein 3-like protein 4</b>	1.9 82	1.494	2.63	0.144	2.12E-06	3.89E-05
<b>Tartrate-resistant acid phosphatase type 5</b>	0.4 7	0.344	0.642	0.16	2.18E-06	3.99E-05
<b>Rap guanine nucleotide exchange factor 5</b>	0.4 9	0.364	0.658	0.151	2.26E-06	4.11E-05
<b>Cathepsin H</b>	1.6 16	1.324	1.972	0.102	2.26E-06	4.11E-05
<b>Hephaestin-like protein 1</b>	0.2 61	0.15	0.456	0.284	2.27E-06	4.12E-05
<b>Leukocyte cell-derived chemotaxin-2</b>	0.6 68	0.565	0.79	0.0855	2.39E-06	4.31E-05
<b>Troponin T, fast skeletal muscle</b>	0.4 56	0.329	0.632	0.167	2.49E-06	4.47E-05
<b>Bone morphogenetic protein 7</b>	1.7 91	1.405	2.284	0.124	2.56E-06	4.58E-05
<b>Bone morphogenetic protein 4</b>	1.6 98	1.362	2.118	0.113	2.61E-06	4.65E-05
<b>Ectonucleotide pyrophosphatase/phosphodiesterase family member 5</b>	0.6 27	0.516	0.762	0.0996	2.83E-06	5.04E-05
<b>Keratin-associated protein 2-4</b>	1.6 94	1.359	2.113	0.113	2.88E-06	5.09E-05
<b>Transmembrane protein 185A</b>	0.4 23	0.295	0.606	0.184	2.88E-06	5.09E-05
<b>Brorin</b>	1.8 55	1.432	2.403	0.132	2.91E-06	5.12E-05
<b>Mannosyl-oligosaccharide 1,2-alpha-mannosidase 1B</b>	0.4 45	0.316	0.625	0.174	3.10E-06	5.44E-05
<b>Coagulation Factor X</b>	0.5 9	0.473	0.737	0.113	3.18E-06	5.56E-05
<b>Cytosolic non-specific dipeptidase</b>	0.4 66	0.338	0.643	0.164	3.24E-06	5.64E-05
<b>Oral cancer-overexpressed protein 1</b>	0.6 75	0.571	0.797	0.0849	3.55E-06	6.16E-05
<b>Insulin-like growth factor-binding protein 6</b>	2.9 5	1.867	4.661	0.233	3.58E-06	6.18E-05
<b>Forkhead box protein J2</b>	1.3 14	1.171	1.475	0.0589	3.59E-06	6.19E-05
<b>Mast cell-expressed membrane protein 1</b>	0.4 21	0.292	0.607	0.187	3.66E-06	6.28E-05
<b>BMP and activin membrane-bound inhibitor homolog</b>	1.5 69	1.296	1.9	0.0975	3.77E-06	6.43E-05
<b>A-kinase anchor protein 7 isoforms alpha and beta</b>	0.3 51	0.225	0.547	0.226	3.77E-06	6.43E-05
<b>Beta-crystallin B1</b>	1.4 05	1.216	1.622	0.0735	3.81E-06	6.48E-05
<b>Retinoblastoma-associated protein</b>	0.3 33	0.209	0.531	0.238	3.86E-06	6.53E-05
<b>Trefoil factor 3</b>	1.7 01	1.357	2.131	0.115	3.94E-06	6.66E-05
<b>Zinc transporter 3</b>	0.5 68	0.446	0.722	0.123	4.08E-06	6.86E-05
<b>Secreted frizzled-related protein 1</b>	1.5 61	1.292	1.888	0.0968	4.17E-06	6.99E-05
<b>Activin receptor type-2A</b>	0.3 53	0.227	0.55	0.226	4.25E-06	7.11E-05
<b>Monocyte differentiation antigen CD14, soluble</b>	3.0 45	1.893	4.897	0.242	4.38E-06	7.29E-05
<b>Myotubularin-related protein 1</b>	0.3 56	0.229	0.554	0.225	4.54E-06	7.54E-05
<b>Peptidase inhibitor 15</b>	0.2 84	0.166	0.487	0.275	4.60E-06	7.61E-05
<b>Tenascin</b>	1.9 39	1.46	2.575	0.145	4.69E-06	7.74E-05
<b>Eukaryotic initiation factor 4A-I</b>	1.2 63	1.142	1.396	0.0512	5.05E-06	8.29E-05

Scavenger receptor class A member 5	1.569	1.293	1.904	0.0988	5.12E-06	8.38E-05
Interleukin-7	1.608	1.31	1.973	0.104	5.41E-06	8.84E-05
ATP synthase subunit beta, mitochondrial	0.542	0.416	0.706	0.135	5.62E-06	9.14E-05
Transcription initiation factor TFIIID subunit 10	0.534	0.407	0.7	0.139	5.87E-06	9.51E-05
Hexokinase-3	0.395	0.264	0.591	0.205	5.95E-06	9.62E-05
Complement factor H-related protein 5	2.255	1.586	3.207	0.18	6.00E-06	9.66E-05
Neutrophil gelatinase-associated lipocalin	1.691	1.347	2.123	0.116	6.04E-06	9.68E-05
Serine/threonine-protein kinase receptor R3	1.429	1.224	1.668	0.0789	6.04E-06	9.68E-05
Zymogen granule protein 16 homolog B	1.383	1.202	1.592	0.0717	6.20E-06	9.90E-05
Microtubule-associated proteins 1A/1B light chain 3A	1.484	1.25	1.761	0.0873	6.28E-06	1.00E-04
Triggering receptor expressed on myeloid cells 1	1.712	1.355	2.163	0.119	6.53E-06	0.000103581
T-cell antigen CD7	1.37	1.195	1.571	0.0698	6.57E-06	0.000103773
Beta-Ala-His dipeptidase	0.782	0.703	0.87	0.0545	6.59E-06	0.000103904
Aldo-keto reductase family 1 member B10	0.721	0.625	0.831	0.0726	6.69E-06	0.00010502
Carboxypeptidase N subunit 2	0.428	0.296	0.62	0.188	6.86E-06	0.000107413
Macrophage-stimulating protein receptor	0.468	0.336	0.651	0.169	6.98E-06	0.000108212
Cyclin-dependent kinase 5:Cyclin-dependent kinase 5 activator 1 complex	0.596	0.476	0.747	0.115	6.97E-06	0.000108212
Protein S100-A13	1.404	1.211	1.628	0.0755	6.96E-06	0.000108212
Pappalysin-1	1.512	1.263	1.812	0.0921	7.06E-06	0.000109096
Sorbitol dehydrogenase	0.747	0.657	0.849	0.0651	7.41E-06	0.000113821
Leucine-rich repeat and fibronectin type-III domain-containing protein 5	0.536	0.408	0.704	0.139	7.41E-06	0.000113821
Angiostatin	0.352	0.223	0.556	0.233	7.56E-06	0.000115491
Myosin regulatory light chain 2, atrial isoform	0.559	0.433	0.721	0.13	7.58E-06	0.000115491
Tyrosine-protein kinase ZAP-70	0.689	0.585	0.811	0.0833	7.56E-06	0.000115491
Retinal dehydrogenase 1	0.735	0.642	0.841	0.0688	7.82E-06	0.000118726
Zinc finger protein 276	0.626	0.51	0.769	0.105	8.29E-06	0.000125446
Plasma kallikrein	0.356	0.226	0.56	0.232	8.42E-06	0.000127037
ADP-dependent glucokinase	2.172	1.543	3.057	0.175	8.84E-06	0.000133048
tRNA-dihydrouridine(20) synthase [NAD(P)+]-like	0.555	0.428	0.72	0.132	8.90E-06	0.000133072
Vacuolar protein sorting-associated protein 28 homolog	0.569	0.444	0.73	0.127	8.88E-06	0.000133072
Protein CASC4	1.667	1.33	2.09	0.115	9.26E-06	0.000138106
Lysosomal acid phosphatase	1.272	1.144	1.415	0.0544	9.41E-06	0.000139853
Kallikrein-10	1.588	1.294	1.949	0.104	9.59E-06	0.000142042
Transmembrane emp24 domain-containing protein 10	1.587	1.293	1.947	0.104	9.88E-06	0.000145992

<b>Signaling lymphocytic activation molecule</b>	1.4 82	1.245	1.764	0.089	1.00E- 05	0.00014749 6
<b>Selenoprotein S</b>	0.5 64	0.437	0.728	0.13	1.05E- 05	0.00015434 1
<b>TOM1-like protein 2</b>	0.5 24	0.393	0.698	0.147	1.05E- 05	0.00015434 1
<b>Inter-alpha-trypsin inhibitor heavy chain H3</b>	1.7 91	1.382	2.321	0.132	1.06E- 05	0.00015472 4
<b>Tumor necrosis factor receptor superfamily member 4</b>	1.7 93	1.383	2.326	0.133	1.07E- 05	0.00015585 5
<b>Glutathione S-transferase A1</b>	0.6 27	0.509	0.772	0.106	1.08E- 05	0.00015692
<b>Tropomyosin beta chain</b>	0.6 65	0.555	0.798	0.0926	1.09E- 05	0.00015692
<b>Histone-lysine N-methyltransferase SUV420H2</b>	0.3 08	0.182	0.52	0.268	1.09E- 05	0.00015692
<b>Dolichyl-diphosphooligosaccharide--protein glycosyltransferase 48 kDa subunit</b>	1.4 44	1.226	1.702	0.0836	1.10E- 05	0.00015774 2
<b>Cadherin-11</b>	0.4 49	0.314	0.642	0.182	1.10E- 05	0.00015824 2
<b>Oligodendrocyte-myelin glycoprotein</b>	0.7 05	0.603	0.824	0.0795	1.12E- 05	0.00016055
<b>Netrin receptor UNC5B</b>	1.8 15	1.391	2.369	0.136	1.14E- 05	0.00016234 2
<b>Arginine/serine-rich protein 1</b>	1.7 34	1.355	2.218	0.126	1.19E- 05	0.00016883 5
<b>Ectonucleoside triphosphate diphosphohydrolase 3</b>	0.5 76	0.45	0.737	0.126	1.21E- 05	0.00017171 7
<b>Secretoglobulin family 3A member 1</b>	1.3 76	1.193	1.588	0.073	1.22E- 05	0.00017197 7
<b>Polypeptide N-acetylgalactosaminyltransferase 1</b>	1.7 53	1.363	2.256	0.129	1.24E- 05	0.00017527 1
<b>Protein zwilch homolog</b>	0.4 66	0.331	0.657	0.175	1.29E- 05	0.00018026 1
<b>Bone morphogenetic protein 6</b>	1.6 3	1.309	2.03	0.112	1.28E- 05	0.00018026 1
<b>Transmembrane protein C1orf162</b>	0.7 68	0.683	0.865	0.0604	1.29E- 05	0.00018030 4
<b>Nuclear factor of activated T-cells, cytoplasmic 1</b>	0.4 05	0.27	0.608	0.207	1.30E- 05	0.00018096 1
<b>Tenomodulin</b>	0.3 93	0.258	0.598	0.214	1.31E- 05	0.00018200 1
<b>Receptor-type tyrosine-protein kinase FLT3</b>	0.5 56	0.427	0.725	0.135	1.35E- 05	0.00018766 4
<b>Endothelial cell-selective adhesion molecule</b>	1.9 03	1.423	2.544	0.148	1.42E- 05	0.00019542 7
<b>Sodium channel subunit beta-4</b>	0.4 85	0.35	0.673	0.167	1.41E- 05	0.00019542 7
<b>Four and a half LIM domains protein 1</b>	0.4 68	0.332	0.659	0.175	1.45E- 05	0.00020004 7
<b>Coagulation Factor XI</b>	0.4 41	0.305	0.639	0.189	1.46E- 05	0.00020020 2
<b>Chromogranin-A</b>	1.6 65	1.322	2.098	0.118	1.49E- 05	0.00020355 4
<b>Interleukin-1 receptor type 1</b>	1.6 25	1.304	2.026	0.113	1.59E- 05	0.00021626 9
<b>Tenascin</b>	1.4 53	1.226	1.722	0.0866	1.59E- 05	0.00021626 9
<b>UDP-glucuronic acid decarboxylase 1</b>	1.8 91	1.416	2.525	0.148	1.59E- 05	0.00021626 9
<b>NSFL1 cofactor p47</b>	1.2 91	1.15	1.451	0.0593	1.63E- 05	0.00022114 3
<b>Bombesin receptor-activated protein C6orf89</b>	1.7 21	1.344	2.204	0.126	1.66E- 05	0.00022344 2
<b>Adenylate kinase 4, mitochondrial</b>	0.4 09	0.272	0.614	0.208	1.68E- 05	0.00022604 2
<b>Fatty acid-binding protein 9</b>	0.5 47	0.415	0.72	0.141	1.73E- 05	0.00023255 2

<b>Hemojuvelin</b>	0.352	0.218	0.567	0.244	1.77E-05	0.000237026
<b>Carbonic anhydrase-related protein 11</b>	1.534	1.261	1.865	0.0998	1.81E-05	0.000241275
<b>E3 ubiquitin-protein ligase RNF43</b>	0.449	0.311	0.648	0.187	1.88E-05	0.000250694
<b>CD5 antigen-like</b>	1.418	1.208	1.664	0.0817	1.92E-05	0.000254769
<b>Urokinase plasminogen activator surface receptor</b>	1.86	1.399	2.473	0.145	1.92E-05	0.000254769
<b>Probable E3 ubiquitin-protein ligase HERC4</b>	0.327	0.196	0.546	0.262	1.93E-05	0.000255045
<b>Cathepsin O</b>	1.617	1.297	2.016	0.113	1.95E-05	0.000256202
<b>Troponin I, cardiac muscle</b>	1.308	1.156	1.479	0.0628	1.96E-05	0.000257991
<b>Phosphate-regulating neutral endopeptidase</b>	1.598	1.288	1.982	0.11	2.00E-05	0.000262039
<b>Retinoic acid receptor responder protein 2</b>	2.248	1.548	3.264	0.19	2.07E-05	0.000270886
<b>NADH dehydrogenase [ubiquinone] 1 beta subcomplex subunit 11, mitochondrial</b>	0.399	0.261	0.609	0.216	2.09E-05	0.000272192
<b>Cathepsin F</b>	0.523	0.387	0.705	0.153	2.14E-05	0.000278287
<b>Dual specificity protein kinase CLK2</b>	0.611	0.486	0.767	0.116	2.17E-05	0.000280793
<b>Inhibin beta B chain</b>	1.532	1.258	1.865	0.1	2.19E-05	0.000283153
<b>DnaJ homolog subfamily C member 4</b>	0.506	0.369	0.694	0.161	2.32E-05	0.000299896
<b>Epididymal-specific lipocalin-10</b>	0.593	0.465	0.756	0.124	2.36E-05	0.000303463
<b>C-C motif chemokine 1</b>	0.612	0.487	0.768	0.116	2.40E-05	0.000307562
<b>Complement C1q tumor necrosis factor-related protein 3</b>	0.404	0.265	0.615	0.214	2.40E-05	0.000307562
<b>Dual specificity mitogen-activated protein kinase kinase 2</b>	1.537	1.259	1.876	0.102	2.46E-05	0.000313706
<b>Solute carrier family 35 member G2</b>	0.637	0.516	0.785	0.107	2.48E-05	0.000315964
<b>Galactosylceramide sulfotransferase</b>	0.639	0.519	0.787	0.106	2.55E-05	0.000324188
<b>Protein NDRG4</b>	0.443	0.304	0.648	0.193	2.58E-05	0.00032558
<b>Voltage-dependent calcium channel subunit alpha-2/delta-3</b>	0.537	0.402	0.717	0.148	2.57E-05	0.00032558
<b>Glycerol-3-phosphate dehydrogenase 1-like protein</b>	0.609	0.484	0.768	0.118	2.59E-05	0.000326843
<b>Interleukin-9</b>	1.635	1.3	2.057	0.117	2.61E-05	0.000327474
<b>Phospholipase A2, membrane associated</b>	1.457	1.223	1.737	0.0895	2.61E-05	0.000327474
<b>Proteasome subunit beta type-5</b>	0.361	0.224	0.58	0.243	2.66E-05	0.00033246
<b>DNA repair protein RAD51 homolog 1</b>	0.653	0.535	0.797	0.101	2.68E-05	0.000335044
<b>Cystatin-M</b>	1.675	1.316	2.131	0.123	2.77E-05	0.000343748
<b>C-type mannose receptor 2</b>	2.042	1.463	2.851	0.17	2.77E-05	0.000343748
<b>Cysteine-rich motor neuron 1 protein</b>	1.828	1.377	2.426	0.144	2.98E-05	0.000369522
<b>C-C motif chemokine 3-like 1</b>	0.46	0.319	0.662	0.186	3.01E-05	0.00037247
<b>Adenylyltransferase and sulfurtransferase MOCS3</b>	0.479	0.339	0.677	0.176	3.04E-05	0.000374568
<b>Netrin-G1</b>	1.501	1.24	1.817	0.0974	3.05E-05	0.000375341

<b>TOMM20-like protein 1</b>	0.544	0.408	0.725	0.147	3.29E-05	0.000403688
<b>Electron transfer flavoprotein subunit alpha, mitochondrial</b>	0.443	0.301	0.65	0.196	3.31E-05	0.000404802
<b>Macrophage-capping protein</b>	1.436	1.21	1.703	0.0871	3.32E-05	0.000405759
<b>Thioredoxin domain-containing protein 5</b>	1.611	1.286	2.019	0.115	3.43E-05	0.000417743
<b>Afamin</b>	0.511	0.372	0.702	0.162	3.50E-05	0.000424542
<b>Ribosomal protein S6 kinase beta-1</b>	0.528	0.39	0.715	0.154	3.50E-05	0.000424542
<b>Syntaxin-7</b>	1.303	1.149	1.477	0.064	3.56E-05	0.00043029
<b>Stress-70 protein, mitochondrial</b>	1.284	1.141	1.446	0.0605	3.58E-05	0.000431694
<b>NADH dehydrogenase [ubiquinone] 1 beta subcomplex subunit 4</b>	0.683	0.57	0.819	0.0922	3.63E-05	0.000436203
<b>Fumarylacetoacetase</b>	0.688	0.576	0.822	0.0906	3.69E-05	0.000442221
<b>Formimidoyltransferase-cyclodeaminase</b>	0.876	0.823	0.933	0.0321	3.83E-05	0.00045771
<b>Carbonic anhydrase 6</b>	0.754	0.659	0.862	0.0687	3.83E-05	0.00045771
<b>Alanine aminotransferase 1</b>	0.528	0.39	0.716	0.155	3.92E-05	0.000466905
<b>Regulator of G-protein signaling 19</b>	0.408	0.266	0.625	0.218	3.93E-05	0.000466905
<b>Proto-oncogene tyrosine-protein kinase receptor Ret</b>	0.621	0.495	0.78	0.116	4.17E-05	0.000494721
<b>Protein kinase C-binding protein NELL2</b>	1.976	1.426	2.737	0.166	4.28E-05	0.000506387
<b>Pre-mRNA-splicing factor ATP-dependent RNA helicase PRP16</b>	0.427	0.284	0.642	0.208	4.36E-05	0.00051402
<b>RNA polymerase II elongation factor ELL</b>	0.257	0.134	0.494	0.333	4.52E-05	0.000531784
<b>Sorcin</b>	1.367	1.176	1.589	0.0768	4.65E-05	0.000545705
<b>Small conductance calcium-activated potassium channel protein 1</b>	0.341	0.203	0.572	0.265	4.74E-05	0.000555256
<b>ADP-sugar pyrophosphatase</b>	1.642	1.293	2.086	0.122	4.82E-05	0.000561477
<b>Semaphorin-3G</b>	0.476	0.333	0.681	0.182	4.81E-05	0.000561477
<b>Tumor protein p53-inducible protein 11</b>	0.817	0.741	0.901	0.0499	4.88E-05	0.000566296
<b>E3 ubiquitin-protein ligase NEURL1</b>	0.311	0.177	0.547	0.287	4.88E-05	0.000566296
<b>Prolactin-releasing peptide</b>	0.408	0.264	0.63	0.222	5.16E-05	0.000597356
<b>Proliferation-associated protein 2G4</b>	1.291	1.141	1.461	0.0631	5.20E-05	0.000600004
<b>Anterior gradient protein 2 homolog</b>	0.246	0.125	0.485	0.346	5.21E-05	0.000600004
<b>Ephrin-A4</b>	1.663	1.299	2.128	0.126	5.39E-05	0.000619085
<b>Bola-like protein 1</b>	1.428	1.201	1.698	0.0883	5.40E-05	0.000619085
<b>Pigment epithelium-derived factor</b>	3.4	1.876	6.162	0.303	5.48E-05	0.000627288
<b>N-acyl ethanolamine-hydrolyzing acid amidase</b>	0.73	0.627	0.851	0.078	5.52E-05	0.000630688
<b>Cellular retinoic acid-binding protein 1</b>	0.44	0.295	0.656	0.204	5.58E-05	0.000635581
<b>Delta-like protein 1</b>	1.632	1.286	2.072	0.122	5.67E-05	0.000643499
<b>Olfactory marker protein</b>	0.454	0.309	0.667	0.196	5.67E-05	0.000643499

<b>Netrin receptor UNC5B</b>	1.7 21	1.321	2.242	0.135	5.77E- 05	0.00065270 5
<b>Glutathione S-transferase P</b>	1.5 25	1.241	1.875	0.105	6.02E- 05	0.00067990 2
<b>3'(2'),5'-bisphosphate nucleotidase 1</b>	1.2 8	1.134	1.444	0.0615	6.13E- 05	0.00069056 6
<b>Coiled-coil domain-containing protein 80</b>	2.1 26	1.47	3.077	0.189	6.28E- 05	0.00070385 4
<b>Galectin-8</b>	1.4 94	1.228	1.819	0.1	6.28E- 05	0.00070385 4
<b>Uroplakin-3b-like protein</b>	0.5 84	0.449	0.76	0.134	6.39E- 05	0.00071447 5
<b>Carboxypeptidase D</b>	0.3 04	0.17	0.545	0.298	6.47E- 05	0.00072253
<b>Smoothelin</b>	1.2 02	1.098	1.315	0.046	6.50E- 05	0.00072381 9
<b>Calcium-binding and coiled-coil domain-containing protein 2</b>	2.0 97	1.458	3.017	0.185	6.52E- 05	0.00072422 4
<b>Beta-enolase</b>	0.7 39	0.637	0.858	0.0761	7.09E- 05	0.00078529 7
<b>Protein S100-A12</b>	1.4	1.186	1.653	0.0847	7.10E- 05	0.00078529 7
<b>Thioredoxin domain-containing protein 15</b>	1.5 11	1.232	1.852	0.104	7.22E- 05	0.00079748 2
<b>Cytohesin-2</b>	0.2 36	0.116	0.482	0.364	7.29E- 05	0.00080322 5
<b>CD209 antigen</b>	0.6 36	0.509	0.796	0.114	7.34E- 05	0.00080706
<b>Cysteine and glycine-rich protein 3</b>	1.4 67	1.214	1.773	0.0967	7.43E- 05	0.00081536
<b>Heparin cofactor 2</b>	0.4 84	0.338	0.693	0.183	7.47E- 05	0.00081761 4
<b>Retinol-binding protein 4</b>	0.5 3	0.387	0.726	0.161	7.57E- 05	0.00082648 4
<b>Leucine-rich repeat and fibronectin type III domain-containing protein 1</b>	0.4 13	0.266	0.641	0.224	7.95E- 05	0.00086593 1
<b>Cell growth regulator with EF hand domain protein 1</b>	1.8 17	1.351	2.445	0.151	7.99E- 05	0.00086857 5
<b>Tenascin</b>	1.6 07	1.269	2.035	0.12	8.15E- 05	0.00088455 5
<b>Roundabout homolog 2</b>	2.3 85	1.547	3.675	0.221	8.22E- 05	0.00088919 7
<b>Vesicular integral-membrane protein VIP36</b>	0.6 11	0.478	0.781	0.125	8.35E- 05	0.00090234 9
<b>Fatty acid-binding protein, liver</b>	0.5 97	0.462	0.772	0.131	8.40E- 05	0.00090523 2
<b>Interleukin-23</b>	1.4 58	1.208	1.76	0.0961	8.77E- 05	0.00094318 4
<b>Endostatin</b>	1.9 79	1.407	2.784	0.174	8.85E- 05	0.00094594
<b>Interleukin-15 receptor subunit alpha</b>	1.5 97	1.264	2.018	0.119	8.84E- 05	0.00094594
<b>Fc receptor-like protein 5</b>	1.3 79	1.174	1.619	0.0819	8.83E- 05	0.00094594
<b>Vascular endothelial growth factor D</b>	1.3 78	1.173	1.617	0.0819	9.13E- 05	0.00097306 8
<b>L-xylulose reductase</b>	0.7 59	0.661	0.871	0.0706	9.19E- 05	0.00097736 7
<b>Peptidyl-prolyl cis-trans isomerase-like 2</b>	0.5 82	0.443	0.763	0.139	9.23E- 05	0.00097985 2
<b>Small ubiquitin-related modifier 2</b>	1.4 3	1.195	1.711	0.0915	9.33E- 05	0.00098807 3
<b>CCAAT/enhancer-binding protein beta</b>	0.6 42	0.514	0.802	0.113	9.42E- 05	0.00099624 3
<b>Rab9 effector protein with kelch motifs</b>	0.4 02	0.254	0.636	0.234	9.71E- 05	0.00102382 7
<b>Superoxide dismutase [Mn], mitochondrial</b>	0.5 2	0.374	0.723	0.168	9.78E- 05	0.00102778 1

<b>Protein sel-1 homolog 2</b>	0.4 55	0.307	0.676	0.202	9.77E- 05	0.00102778 1
<b>Hsc70-interacting protein</b>	1.5 33	1.236	1.9	0.11	9.91E- 05	0.00103846 8
<b>Phosphatidate phosphatase PPAPDC1A</b>	0.5 08	0.361	0.714	0.174	0.0001 01303	0.00105963 5
<b>Ribonuclease 4</b>	2.4	1.543	3.734	0.225	0.0001 02107	0.00106087 4
<b>Adenosine deaminase CECR1</b>	1.4 62	1.207	1.77	0.0977	0.0001 01758	0.00106087 4
<b>RecQ-mediated genome instability protein 1</b>	0.3 84	0.237	0.623	0.246	0.0001 02273	0.00106087 4
<b>Protein phosphatase 1 regulatory subunit 3B</b>	0.7 41	0.637	0.862	0.0772	0.0001 02054	0.00106087 4
<b>Interferon alpha-5</b>	0.4 12	0.263	0.644	0.229	0.0001 03446	0.00107080 7
<b>Gamma-aminobutyric acid receptor-associated protein-like 1</b>	1.6 25	1.272	2.076	0.125	0.0001 04164	0.00107377 4
<b>C-X-C motif chemokine 13</b>	1.4 25	1.192	1.704	0.0913	0.0001 04075	0.00107377 4
<b>PH and SEC7 domain-containing protein 2</b>	0.7 09	0.596	0.844	0.0888	0.0001 05831	0.00108870 6
<b>Elafin</b>	1.4 16	1.187	1.688	0.0897	0.0001 06787	0.00109627 3
<b>Collagen alpha-2(VI) chain</b>	1.5 39	1.237	1.915	0.111	0.0001 07609	0.00110244
<b>RNA-binding protein 24</b>	0.5 36	0.39	0.735	0.161	0.0001 09024	0.00111464 6
<b>Serine/threonine-protein kinase PAK 3</b>	0.5 49	0.405	0.744	0.155	0.0001 09548	0.0011177
<b>Acylphosphatase-2</b>	1.3 68	1.167	1.603	0.081	0.0001 09951	0.00111952 4
<b>Serine/threonine-protein kinase 17B</b>	0.5 34	0.389	0.734	0.162	0.0001 12706	0.00114522 8
<b>Calcium/calmodulin-dependent protein kinase type 1D</b>	0.5 29	0.383	0.731	0.165	0.0001 14599	0.00116209 7
<b>ProSAAS</b>	1.4 13	1.185	1.684	0.0896	0.0001 15604	0.0011624
<b>Protein S100-A11</b>	1.6 01	1.26	2.035	0.122	0.0001 15796	0.0011624
<b>Eukaryotic translation initiation factor 4H</b>	1.1 5	1.071	1.234	0.0362	0.0001 15553	0.0011624
<b>Limbic system-associated membrane protein</b>	1.9 82	1.4	2.806	0.177	0.0001 15075	0.0011624
<b>Hyaluronidase-1</b>	0.5 02	0.354	0.713	0.179	0.0001 15546	0.0011624
<b>Killer cell immunoglobulin-like receptor 2DL1</b>	0.4 6	0.31	0.683	0.202	0.0001 16589	0.00116800 4
<b>Serum amyloid A-2 protein</b>	1.2 15	1.1	1.342	0.0506	0.0001 17559	0.00117535 3
<b>Prefoldin subunit 5</b>	1.6 39	1.274	2.107	0.128	0.0001 18454	0.00118193 1
<b>Coagulation Factor V</b>	0.6 92	0.574	0.835	0.0956	0.0001 19334	0.00118832 8
<b>ADP-ribosylation factor 1</b>	1.2 94	1.135	1.476	0.0671	0.0001 20941	0.00119715
<b>G2/mitotic-specific cyclin-B2</b>	0.4 41	0.29	0.669	0.213	0.0001 20534	0.00119715
<b>Laminin-2</b>	2.1 29	1.448	3.129	0.197	0.0001 2071	0.00119715
<b>Peptidyl-prolyl cis-trans isomerase C</b>	1.9 61	1.391	2.765	0.175	0.0001 2185	0.00120137 3
<b>Membrane-associated progesterone receptor component 2</b>	1.3 51	1.159	1.574	0.0782	0.0001 2171	0.00120137 3
<b>Endothelial monocyte-activating polypeptide 2</b>	0.4 65	0.314	0.687	0.2	0.0001 23824	0.00121841 8
<b>Bone morphogenetic protein 3</b>	0.5 01	0.352	0.713	0.18	0.0001 24079	0.00121851 5

<b>Septin-6</b>	1.4 87	1.214	1.821	0.104	0.0001 26497	0.00123981 7
<b>Protein JTB</b>	1.8 13	1.337	2.458	0.155	0.0001 2725	0.00124474 8
<b>Spondin-2</b>	1.5 34	1.232	1.911	0.112	0.0001 302	0.00127111 2
<b>NAD-dependent protein deacylase sirtuin-5, mitochondrial</b>	1.4 89	1.214	1.826	0.104	0.0001 30671	0.00127320 9
<b>Ephrin type-B receptor 4</b>	1.7	1.295	2.231	0.139	0.0001 32067	0.00128430 1
<b>mRNA-decapping enzyme 1B</b>	1.2 18	1.101	1.348	0.0517	0.0001 324	0.00128502 5
<b>Neurogenic locus notch homolog protein 3</b>	2.2 67	1.49	3.451	0.214	0.0001 33287	0.00129112 2
<b>Collectin-10</b>	0.3 68	0.22	0.615	0.262	0.0001 344	0.00129937 6
<b>Semenogelin-1</b>	1.8 57	1.351	2.552	0.162	0.0001 35576	0.00130820 8
<b>Peptidyl-prolyl cis-trans isomerase G</b>	0.6 66	0.541	0.821	0.106	0.0001 35921	0.00130899 5
<b>Cofilin-2</b>	1.1 81	1.084	1.287	0.0437	0.0001 37551	0.00132213 2
<b>Diablo homolog, mitochondrial</b>	1.4 57	1.2	1.767	0.0987	0.0001 37863	0.00132257 7
<b>Vascular endothelial growth factor receptor 2</b>	0.4 6	0.309	0.686	0.204	0.0001 38554	0.00132665 1
<b>Receptor-type tyrosine-protein phosphatase delta</b>	0.6	0.461	0.78	0.134	0.0001 40019	0.00133811
<b>Potassium voltage-gated channel subfamily G member 4</b>	0.4 45	0.293	0.676	0.213	0.0001 47547	0.00140465 4
<b>Dynein intermediate chain 1, axonemal</b>	0.5 18	0.368	0.727	0.173	0.0001 47498	0.00140465 4
<b>Gamma-aminobutyric acid receptor-associated protein</b>	1.5 55	1.238	1.954	0.116	0.0001 49732	0.00142196 9
<b>C-type lectin domain family 2 member A</b>	1.6 63	1.279	2.164	0.134	0.0001 49936	0.00142196 9
<b>Stromal interaction molecule 1</b>	0.5 17	0.368	0.727	0.174	0.0001 50437	0.00142400 6
<b>Rho guanine nucleotide exchange factor 7</b>	0.4 98	0.348	0.714	0.184	0.0001 50958	0.00142622 5
<b>Laminin subunit alpha-4</b>	0.4 25	0.273	0.662	0.226	0.0001 52248	0.00143568 4
<b>Interferon alpha/beta receptor 1</b>	1.5 26	1.226	1.9	0.112	0.0001 53421	0.00144401 5
<b>Procollagen C-endopeptidase enhancer 2</b>	0.5 47	0.4	0.748	0.159	0.0001 57205	0.00147683 9
<b>Growth/differentiation factor 8</b>	0.4 8	0.328	0.703	0.194	0.0001 58715	0.00148821 5
<b>Beta-microseminoprotein</b>	1.2 65	1.12	1.429	0.0623	0.0001 60496	0.00150208 6
<b>Glycolipid transfer protein domain-containing protein 2</b>	0.5 47	0.4	0.749	0.16	0.0001 61367	0.00150740 4
<b>Leucine-rich repeat-containing protein 25</b>	0.5 49	0.402	0.75	0.159	0.0001 6173	0.00150796 4
<b>Semaphorin-4B</b>	1.6 65	1.277	2.17	0.135	0.0001 63618	0.00152272
<b>Kallikrein-12</b>	0.6 97	0.578	0.841	0.0957	0.0001 66576	0.00154735 6
<b>Chromobox protein homolog 5</b>	0.4 99	0.348	0.717	0.185	0.0001 68104	0.00155574 1
<b>Serine/threonine-protein kinase 16</b>	0.5 02	0.35	0.718	0.183	0.0001 67831	0.00155574 1
<b>Sperm surface protein Sp17</b>	1.5 31	1.226	1.911	0.113	0.0001 71077	0.00158031 7
<b>Tumor necrosis factor receptor superfamily member 19L</b>	0.4 91	0.339	0.712	0.189	0.0001 72772	0.00159302 2
<b>Rho guanine nucleotide exchange factor 10</b>	0.5 3	0.381	0.739	0.169	0.0001 79241	0.00164961 4

<b>Cytochrome c oxidase assembly factor 3 homolog, mitochondrial</b>	0.4 37	0.284	0.674	0.221	0.0001 80056	0.00165406
<b>Carboxypeptidase M</b>	0.5 26	0.376	0.736	0.172	0.0001 81559	0.00166479 6
<b>mRNA-decapping enzyme 1A</b>	1.6 06	1.253	2.058	0.127	0.0001 82351	0.00166898 3
<b>Lymphotoxin alpha1:beta2</b>	1.6 01	1.251	2.048	0.126	0.0001 83345	0.00167500 2
<b>1-phosphatidylinositol 4,5-bisphosphate phosphodiesterase gamma-1</b>	0.4 19	0.266	0.661	0.232	0.0001 84371	0.00168128 6
<b>Oncoprotein-induced transcript 3 protein</b>	1.4 88	1.208	1.834	0.107	0.0001 88479	0.00171560 6
<b>Chitinase-3-like protein 1</b>	1.1 65	1.075	1.263	0.041	0.0001 90548	0.00173127 1
<b>Apolipoprotein A-V</b>	0.7 54	0.65	0.875	0.0758	0.0001 93502	0.00175490 8
<b>DNA-directed RNA polymerases I and III subunit RPAC1</b>	0.6 2	0.482	0.797	0.128	0.0001 9546	0.00176944 7
<b>Sialic acid-binding Ig-like lectin 8</b>	0.4 28	0.274	0.669	0.228	0.0001 96885	0.00177911 2
<b>Protocadherin beta-2</b>	0.5 11	0.359	0.728	0.18	0.0001 99505	0.00179951 9
<b>C-type lectin domain family 4 member D</b>	0.3 96	0.243	0.646	0.25	0.0002 06144	0.00185604 4
<b>Trafficking protein particle complex subunit 3</b>	1.5 63	1.234	1.978	0.12	0.0002 07141	0.00185829 5
<b>RELT-like protein 2</b>	0.5 71	0.424	0.768	0.151	0.0002 06811	0.00185829 5
<b>Cellular retinoic acid-binding protein 2</b>	1.5 04	1.212	1.866	0.11	0.0002 09018	0.00187176 3
<b>T-cell surface glycoprotein CD8 beta chain</b>	0.5 54	0.406	0.757	0.159	0.0002 1066	0.00188308 3
<b>Fermitin family homolog 3</b>	1.2 32	1.103	1.375	0.0563	0.0002 11527	0.00188612 9
<b>Prostaglandin E synthase 3</b>	0.6 19	0.48	0.798	0.13	0.0002 11759	0.00188612 9
<b>Transcription factor AP-1</b>	0.5 03	0.349	0.723	0.186	0.0002 14053	0.00190315 8
<b>Golgi-associated plant pathogenesis-related protein 1</b>	0.6 34	0.498	0.807	0.123	0.0002 1742	0.00192965 5
<b>Lumican</b>	1.9 92	1.382	2.872	0.187	0.0002 18931	0.00193960 1
<b>Opticin</b>	0.4 5	0.295	0.688	0.216	0.0002 20537	0.00195036 3
<b>Xyloside xylosyltransferase 1</b>	1.8 84	1.346	2.637	0.172	0.0002 21389	0.00195442 8
<b>Syntaxin-8</b>	1.2 79	1.122	1.457	0.0666	0.0002 2654	0.00199635 8
<b>Properdin</b>	0.4 91	0.337	0.717	0.193	0.0002 27685	0.00200290 7
<b>Tumor necrosis factor receptor superfamily member 3</b>	0.6 69	0.54	0.829	0.109	0.0002 28835	0.00200946 7
<b>ATP synthase subunit f, mitochondrial</b>	0.5 11	0.357	0.73	0.182	0.0002 29907	0.00201533 1
<b>Sulfotransferase family cytosolic 2B member 1</b>	0.4 9	0.335	0.716	0.194	0.0002 3388	0.00204655 7
<b>Sperm-associated antigen 11A</b>	0.5 41	0.389	0.75	0.167	0.0002 36193	0.00206317 1
<b>Low-density lipoprotein receptor-related protein 10</b>	1.6 99	1.281	2.253	0.144	0.0002 36761	0.00206451 6
<b>WNT1-inducible-signaling pathway protein 2</b>	1.7 42	1.296	2.342	0.151	0.0002 37487	0.00206721 6
<b>ATP synthase-coupling factor 6, mitochondrial</b>	1.2 01	1.089	1.324	0.0499	0.0002 39887	0.00208118 6
<b>Netrin-4</b>	1.7 63	1.303	2.385	0.154	0.0002 39928	0.00208118 6
<b>Tumor necrosis factor receptor superfamily member 1B</b>	1.5 36	1.221	1.932	0.117	0.0002 41082	0.00208213 7

<b>High affinity immunoglobulin epsilon receptor subunit alpha</b>	0.6 58	0.526	0.823	0.114	0.0002 41292	0.00208213 7
<b>Cold shock domain-containing protein C2</b>	0.5 18	0.364	0.736	0.179	0.0002 40682	0.00208213 7
<b>Receptor-type tyrosine-protein phosphatase eta</b>	0.3 54	0.203	0.616	0.283	0.0002 42044	0.00208501 1
<b>Aflatoxin B1 aldehyde reductase member 3</b>	0.8 13	0.728	0.908	0.0564	0.0002 44151	0.00209953 1
<b>Twinfilin-1</b>	1.2 79	1.121	1.459	0.0671	0.0002 45466	0.00210719 5
<b>Protocadherin gamma-A1</b>	1.1 76	1.078	1.282	0.0442	0.0002 48614	0.00212688 7
<b>Cullin-4B</b>	1.4 03	1.171	1.682	0.0924	0.0002 48525	0.00212688 7
<b>Carboxypeptidase Q</b>	0.6 64	0.533	0.827	0.112	0.0002 54311	0.00217189 5
<b>SPARC-like protein 1</b>	0.5 06	0.351	0.729	0.186	0.0002 55784	0.00218073 6
<b>Ubiquitin-fold modifier-conjugating enzyme 1</b>	1.2 87	1.124	1.473	0.0689	0.0002 56759	0.00218530 6
<b>Brain-specific serine protease 4</b>	1.6 73	1.269	2.205	0.141	0.0002 59039	0.00220094 6
<b>N-acetyllactosaminide beta-1,3-N-acetylglucosaminyltransferase 2</b>	0.3 96	0.24	0.651	0.254	0.0002 59693	0.00220274 7
<b>Beta-defensin 128</b>	0.4 38	0.282	0.683	0.226	0.0002 62345	0.00222145 8
<b>Mast/stem cell growth factor receptor Kit</b>	0.6 13	0.472	0.798	0.134	0.0002 63159	0.00222278 8
<b>Activin A</b>	1.4 4	1.184	1.752	0.1	0.0002 63395	0.00222278 8
<b>Membrane-associated progesterone receptor component 2</b>	0.5 33	0.38	0.748	0.173	0.0002 70684	0.00227341 4
<b>Cadherin-related family member 5</b>	0.4 36	0.278	0.681	0.228	0.0002 70764	0.00227341 4
<b>Intracellular hyaluronan-binding protein 4</b>	1.5 04	1.206	1.865	0.111	0.0002 70223	0.00227341 4
<b>Protein SET</b>	0.4 14	0.257	0.666	0.243	0.0002 83788	0.00237475 6
<b>Protein p13 MTCP-1</b>	0.6 01	0.456	0.791	0.14	0.0002 83347	0.00237475 6
<b>Tyrosine-protein kinase ZAP-70</b>	0.5 78	0.43	0.777	0.151	0.0002 85487	0.00238496 8
<b>Procollagen-lysine,2-oxoglutarate 5-dioxygenase 2</b>	1.3 94	1.165	1.668	0.0916	0.0002 86192	0.00238685 8
<b>GSK3-beta interaction protein</b>	1.3 92	1.164	1.664	0.0912	0.0002 87489	0.00239365 8
<b>Alpha-N-acetylglucosaminidase</b>	1.3 79	1.159	1.64	0.0886	0.0002 89055	0.00239867 9
<b>Neurocan core protein</b>	0.6 83	0.555	0.839	0.105	0.0002 89009	0.00239867 9
<b>Phosphoglycerate mutase 1</b>	1.0 94	1.042	1.148	0.0247	0.0002 92826	0.00242592 5
<b>Dolichyl-diphosphooligosaccharide--protein glycosyltransferase subunit 1</b>	1.3 4	1.144	1.571	0.0809	0.0002 96664	0.00245363 4
<b>Peptidyl-prolyl cis-trans isomerase FKBP7</b>	1.3 73	1.156	1.63	0.0876	0.0002 98317	0.00246321 6
<b>Glucoside xylosyltransferase 1</b>	0.5 66	0.416	0.771	0.157	0.0002 99796	0.00247132 9
<b>Vascular endothelial growth factor A</b>	1.9 16	1.346	2.726	0.18	0.0003 05475	0.00251398 6
<b>Syntaxin-4</b>	1.2 21	1.095	1.36	0.0553	0.0003 1193	0.00256286 8
<b>Neuronal growth regulator 1</b>	0.4 15	0.258	0.67	0.244	0.0003 16935	0.00259969 9
<b>Cystatin-D</b>	1.2 89	1.123	1.48	0.0706	0.0003 20418	0.00262184 1
<b>Platelet-derived growth factor receptor alpha</b>	1.3 31	1.139	1.556	0.0795	0.0003 20687	0.00262184 1

<b>Tachykinin-4</b>	0.3 98	0.241	0.658	0.256	0.0003 29641	0.00269062 5
<b>Coagulation factor VII</b>	0.6 72	0.541	0.835	0.111	0.0003 3358	0.00271831 9
<b>Protocadherin alpha-C2</b>	1.4 54	1.185	1.785	0.105	0.0003 40437	0.00276966 9
<b>Prosaposin</b>	1.5 91	1.234	2.052	0.13	0.0003 41226	0.00277155 5
<b>Prolyl 3-hydroxylase 1</b>	0.4 14	0.256	0.671	0.246	0.0003 44639	0.00279471 5
<b>Vasodilator-stimulated phosphoprotein</b>	1.1 71	1.074	1.276	0.0441	0.0003 45589	0.00279787
<b>Astrocytic phosphoprotein PEA-15</b>	1.3 84	1.158	1.655	0.091	0.0003 51214	0.00283879
<b>Insulin-like growth factor-binding protein complex acid labile subunit</b>	0.7 15	0.595	0.86	0.094	0.0003 58545	0.00287935 1
<b>Ephrin-A2</b>	1.6 85	1.265	2.244	0.146	0.0003 5843	0.00287935 1
<b>Histone-lysine N-methyltransferase 2D</b>	0.3 95	0.238	0.658	0.26	0.0003 5705	0.00287935 1
<b>Serpin A9</b>	1.5 39	1.215	1.95	0.121	0.0003 57646	0.00287935 1
<b>Kallikrein-6</b>	0.6 54	0.518	0.826	0.119	0.0003 60689	0.00289189 7
<b>NGFI-A-binding protein 1</b>	0.6 79	0.548	0.84	0.109	0.0003 62441	0.00290127 5
<b>Thyroglobulin</b>	1.2 01	1.086	1.329	0.0515	0.0003 66043	0.00292541
<b>Cell adhesion molecule 3</b>	1.4 28	1.174	1.737	0.1	0.0003 70496	0.00295151 7
<b>Interleukin-34</b>	0.6 48	0.51	0.823	0.122	0.0003 70383	0.00295151 7
<b>Aurora kinase B</b>	0.5 12	0.354	0.74	0.188	0.0003 71365	0.00295371 6
<b>cAMP-dependent protein kinase catalytic subunit alpha</b>	1.1 54	1.066	1.249	0.0403	0.0003 74347	0.00297203 4
<b>Augurin</b>	0.6 04	0.457	0.797	0.142	0.0003 74862	0.00297203 4
<b>T-cell immunoreceptor with Ig and ITIM domains</b>	0.6 47	0.509	0.823	0.122	0.0003 76718	0.00298199 8
<b>Amyloid-like protein 1</b>	0.7 24	0.606	0.865	0.0908	0.0003 79044	0.00299565 2
<b>Gamma-enolase</b>	1.3 1	1.129	1.521	0.0761	0.0003 8043	0.00300183 8
<b>Thrombin</b>	0.6 89	0.561	0.847	0.105	0.0003 91745	0.00308136
<b>Cyclic AMP-dependent transcription factor ATF-6 beta</b>	0.5 99	0.452	0.795	0.144	0.0003 91576	0.00308136
<b>Hepatocyte growth factor</b>	1.3 53	1.144	1.599	0.0854	0.0003 99907	0.00314059 5
<b>Ribonuclease P protein subunit p30</b>	0.5 06	0.347	0.738	0.193	0.0004 08397	0.00320221 6
<b>Ribonuclease T2</b>	1.6 27	1.242	2.132	0.138	0.0004 11017	0.00321769 3
<b>Protein tyrosine phosphatase type IVA 2</b>	1.3 15	1.13	1.531	0.0775	0.0004 11734	0.00321824 5
<b>Phosphatidylinositol 4-phosphate 3-kinase C2 domain-containing subunit alpha</b>	0.4 78	0.317	0.72	0.209	0.0004 12968	0.00322283
<b>Osteopetrosis-associated transmembrane protein 1</b>	1.8 32	1.309	2.565	0.172	0.0004 16471	0.00324508 6
<b>Dual specificity protein phosphatase 26</b>	0.6 57	0.52	0.83	0.119	0.0004 36073	0.00338721 6
<b>Inositol polyphosphate 5-phosphatase OCRL-1</b>	0.5 4	0.383	0.761	0.175	0.0004 35539	0.00338721 6
<b>Ephrin-B1</b>	1.5 7	1.221	2.019	0.128	0.0004 42761	0.00342847 1
<b>Hepatocyte nuclear factor 4-alpha</b>	1.8 33	1.307	2.57	0.172	0.0004 42208	0.00342847 1

<b>WNT1-inducible-signaling pathway protein 1</b>	0.603	0.455	0.8	0.144	0.000444657	0.003437807
<b>Vitamin D3 receptor</b>	0.48	0.318	0.723	0.209	0.000445813	0.003441397
<b>RUN and FYVE domain-containing protein 1</b>	0.526	0.368	0.753	0.183	0.000447562	0.003449553
<b>Methyltransferase-like protein 24</b>	1.367	1.148	1.628	0.0891	0.000450749	0.003468749
<b>Tuftelin-interacting protein 11</b>	0.624	0.48	0.812	0.134	0.000455871	0.003502753
<b>Importin subunit alpha-1</b>	1.45	1.178	1.784	0.106	0.000461251	0.003538624
<b>COP9 signalosome complex subunit 7b</b>	0.832	0.75	0.922	0.0526	0.000466121	0.003570486
<b>VIP36-like protein</b>	1.213	1.089	1.351	0.0552	0.000469628	0.003591821
<b>Phospholipid transfer protein</b>	1.839	1.307	2.588	0.174	0.000471216	0.00359844
<b>Arf-GAP with GTPase, ANK repeat and PH domain-containing protein 3</b>	0.643	0.501	0.824	0.127	0.00047862	0.003649384
<b>Phosphoserine aminotransferase</b>	0.794	0.697	0.904	0.0663	0.000488062	0.003715692
<b>Protein-tyrosine sulfotransferase 2</b>	0.431	0.268	0.692	0.242	0.000491335	0.003734896
<b>beta-nerve growth factor</b>	1.264	1.108	1.443	0.0673	0.000493566	0.003746138
<b>Urea transporter 2</b>	1.499	1.193	1.883	0.116	0.000513804	0.003893807
<b>Sorting nexin-17</b>	0.624	0.478	0.815	0.136	0.000529853	0.00400933
<b>Neuroendocrine convertase 2</b>	1.45	1.175	1.79	0.107	0.000532242	0.004021292
<b>Carnitine O-palmitoyltransferase 1, muscle isoform</b>	0.53	0.37	0.759	0.184	0.000533401	0.004023946
<b>Phosphoglycerate mutase 2</b>	1.201	1.083	1.332	0.0529	0.000536431	0.004040681
<b>Caveolin-3</b>	1.603	1.227	2.094	0.136	0.000540648	0.00406629
<b>Apolipoprotein L1</b>	0.587	0.434	0.794	0.154	0.00054791	0.004114695
<b>Desmocollin-2</b>	1.672	1.249	2.238	0.149	0.000556981	0.00417652
<b>Importin subunit beta-1</b>	1.167	1.069	1.274	0.0448	0.000564109	0.004223605
<b>Interleukin-6</b>	1.299	1.119	1.507	0.0758	0.000567452	0.004242254
<b>Histone deacetylase 8</b>	0.563	0.406	0.781	0.167	0.000577033	0.004307414
<b>Tax1-binding protein 3</b>	1.322	1.128	1.551	0.0812	0.000577905	0.004307471
<b>Phosphatidylinositol 4,5-bisphosphate 3-kinase catalytic subunit gamma isoform</b>	0.67	0.533	0.842	0.116	0.000579014	0.00430928
<b>Protein S100-P</b>	1.528	1.2	1.947	0.123	0.000586354	0.004357396
<b>Erythropoietin receptor</b>	1.499	1.19	1.89	0.118	0.000597891	0.004436514
<b>Pregnancy-specific beta-1-glycoprotein 8</b>	1.494	1.188	1.878	0.117	0.000600476	0.004449063
<b>3-oxo-5-beta-steroid 4-dehydrogenase</b>	0.733	0.614	0.876	0.0905	0.000607934	0.004497625
<b>Interferon alpha-2</b>	0.349	0.191	0.637	0.307	0.000610204	0.004501046
<b>Cyclin-dependent kinase 2-associated protein 1</b>	1.461	1.176	1.815	0.111	0.000609518	0.004501046
<b>Gremlin-2</b>	1.576	1.215	2.045	0.133	0.000616888	0.004543615
<b>Cystatin-S</b>	1.257	1.103	1.433	0.0668	0.00061835	0.004547658

<b>Growth factor receptor-bound protein 2</b>	1.1 45	1.059	1.237	0.0396	0.0006 25083	0.00459039 6
<b>Signal transducer and activator of transcription 3</b>	1.1 58	1.065	1.26	0.043	0.0006 32684	0.00463936 9
<b>Integrin-linked protein kinase</b>	1.1 07	1.044	1.174	0.0298	0.0006 37631	0.00466877 2
<b>Killer cell immunoglobulin-like receptor 2DL2</b>	0.5 59	0.401	0.781	0.17	0.0006 40719	0.00468449 4
<b>Microtubule-associated protein RP/EB family member 3</b>	1.1 6	1.065	1.263	0.0435	0.0006 4957	0.00473531 6
<b>Regulator of G-protein signaling 3</b>	0.5 33	0.371	0.765	0.185	0.0006 49572	0.00473531 6
<b>Calcineurin B homologous protein 3</b>	1.3 69	1.143	1.641	0.0923	0.0006 59092	0.00479483 8
<b>Basement membrane-specific heparan sulfate proteoglycan core protein</b>	1.6 7	1.243	2.244	0.151	0.0006 59663	0.00479483 8
<b>N-acetylserotonin O-methyltransferase-like protein</b>	1.2 41	1.096	1.406	0.0635	0.0006 61517	0.00480129 9
<b>Kininostatin</b>	0.7 91	0.691	0.905	0.0689	0.0006 68731	0.00484659 3
<b>Fibroblast growth factor-binding protein 3</b>	1.5 01	1.188	1.897	0.119	0.0006 72148	0.00485721 9
<b>NEDD8-conjugating enzyme Ubc12</b>	1.4 1	1.157	1.719	0.101	0.0006 71396	0.00485721 9
<b>Probable ATP-dependent RNA helicase DDX23</b>	0.4 3	0.264	0.7	0.248	0.0006 76744	0.00488334 5
<b>Leucine-rich repeat and transmembrane domain-containing protein 1</b>	1.6 43	1.234	2.188	0.146	0.0006 78022	0.00488548 7
<b>Guanine nucleotide-binding protein G(I)/G(S)/G(O) subunit gamma-11</b>	0.5 12	0.348	0.754	0.197	0.0006 83393	0.00490366 8
<b>Stem cell growth factor-alpha</b>	1.4 28	1.163	1.754	0.105	0.0006 835	0.00490366 8
<b>Iduronate 2-sulfatase</b>	1.4 69	1.177	1.834	0.113	0.0006 82951	0.00490366 8
<b>Induced myeloid leukemia cell differentiation protein Mcl-1</b>	1.3 25	1.126	1.558	0.0828	0.0006 85392	0.00491016 8
<b>Cell adhesion molecule 2</b>	1.4 88	1.183	1.872	0.117	0.0006 94181	0.00496599 1
<b>Hepatoma-derived growth factor</b>	1.3 52	1.136	1.609	0.0889	0.0006 97721	0.00497700 7
<b>High mobility group protein B1</b>	0.6 84	0.55	0.852	0.112	0.0006 96998	0.00497700 7
<b>Neurogranin</b>	1.1 84	1.074	1.306	0.0499	0.0007 0301	0.00500756 7
<b>NAD kinase</b>	1.3 05	1.119	1.523	0.0787	0.0007 06298	0.00501663 3
<b>Thrombospondin-2</b>	1.3 97	1.151	1.695	0.0987	0.0007 05891	0.00501663 3
<b>3-ketodihydroshingosine reductase</b>	0.5 8	0.423	0.795	0.161	0.0007 13888	0.00506331 3
<b>Stromal cell-derived factor 1</b>	1.5 95	1.217	2.09	0.138	0.0007 21115	0.0051073 6
<b>Leucine-rich repeat transmembrane protein FLRT2</b>	1.6 09	1.221	2.121	0.141	0.0007 24764	0.00512231 6
<b>Sulfhydryl oxidase 2</b>	0.6 21	0.471	0.818	0.141	0.0007 25292	0.00512231 6
<b>Glutathione S-transferase A4</b>	0.5 66	0.407	0.788	0.169	0.0007 57327	0.00534097 8
<b>Elongation factor 1-delta</b>	1.1 62	1.065	1.267	0.0445	0.0007 59981	0.00534455 6
<b>Repulsive guidance molecule A</b>	0.4 53	0.285	0.718	0.235	0.0007 59654	0.00534455 6
<b>Calcineurin subunit B type 1</b>	1.4 56	1.17	1.812	0.112	0.0007 67382	0.00538696 8
<b>Dual specificity protein phosphatase 3</b>	1.2 49	1.097	1.421	0.066	0.0007 68176	0.00538696 8
<b>Programmed cell death protein 6</b>	0.5 34	0.371	0.77	0.186	0.0007 70725	0.00539724 4

<b>Pleiotrophin</b>	1.4 94	1.182	1.887	0.119	0.0007 72358	0.00540108 4
<b>Interleukin-20 receptor subunit alpha</b>	1.4 79	1.177	1.858	0.116	0.0007 75069	0.00541243 6
<b>DNA-binding protein SATB2</b>	0.4 93	0.326	0.745	0.211	0.0007 8243	0.00545619
<b>Polymeric immunoglobulin receptor</b>	1.3 12	1.119	1.537	0.0809	0.0007 93551	0.00552599 9
<b>CD9 antigen</b>	0.3 96	0.23	0.68	0.276	0.0007 97961	0.00554894 8
<b>Galectin-related protein</b>	1.1 21	1.049	1.198	0.0341	0.0007 99393	0.00555115 5
<b>Membrane-associated guanylate kinase, WW and PDZ domain-containing protein 2</b>	1.3 74	1.141	1.655	0.095	0.0008 13456	0.00564094 2
<b>Thioredoxin-dependent peroxide reductase, mitochondrial</b>	1.1 46	1.058	1.241	0.0407	0.0008 19992	0.00567835 7
<b>72 kDa type IV collagenase</b>	1.8 29	1.284	2.605	0.18	0.0008 21286	0.00567941 8
<b>60 kDa heat shock protein, mitochondrial</b>	1.1 27	1.051	1.209	0.0359	0.0008 39902	0.00580010 3
<b>von Willebrand factor A domain-containing protein 1</b>	1.9 69	1.323	2.932	0.203	0.0008 45367	0.00582975 5
<b>Beta-defensin 1</b>	0.6 54	0.509	0.84	0.128	0.0008 69151	0.00598548 3
<b>Pleckstrin homology domain-containing family A member 1</b>	1.4 3	1.158	1.765	0.107	0.0008 72613	0.00600102 2
<b>Melanoma-associated antigen B10</b>	0.5 7	0.409	0.794	0.169	0.0008 74471	0.00600550 7
<b>Membrane-associated progesterone receptor component 1</b>	1.3 51	1.132	1.613	0.0904	0.0008 76074	0.00600801 4
<b>Regulator of G-protein signaling 5</b>	0.5 05	0.338	0.755	0.205	0.0008 7725	0.00600801 4
<b>Protein O-linked-mannose beta-1,4-N-acetylglucosaminyltransferase 2</b>	1.3 12	1.118	1.54	0.0818	0.0008 90373	0.00608951 2
<b>Ubiquitin carboxyl-terminal hydrolase 15</b>	1.3 34	1.125	1.582	0.087	0.0009 1361	0.00623986 9
<b>Caspase-3</b>	1.1 24	1.049	1.205	0.0354	0.0009 45077	0.00644594 6
<b>Interleukin enhancer-binding factor 3</b>	1.5 9	1.207	2.094	0.141	0.0009 64166	0.00656714 6
<b>Tropomodulin-2</b>	1.1 64	1.063	1.273	0.0459	0.0009 65926	0.00657014 7
<b>Desmin</b>	0.6 5	0.503	0.84	0.131	0.0009 81103	0.00666427 4
<b>Interleukin-5 receptor subunit alpha</b>	1.3 28	1.122	1.572	0.0861	0.0009 82866	0.00666715 3
<b>26S proteasome non-ATPase regulatory subunit 10</b>	0.4 17	0.248	0.702	0.266	0.0009 89719	0.00670450 3
<b>T-cell surface glycoprotein CD8 alpha chain</b>	1.4 16	1.151	1.742	0.106	0.0010 00474	0.00676815
<b>F-actin-capping protein subunit alpha-1</b>	1.1 84	1.071	1.309	0.0514	0.0010 03679	0.00678062 4
<b>E3 ubiquitin-protein ligase LNX</b>	0.5 72	0.41	0.798	0.17	0.0010 20348	0.00688389 5
<b>Folate receptor alpha</b>	1.3 18	1.118	1.555	0.0843	0.0010 42974	0.00702702 1
<b>PRKC apoptosis WT1 regulator protein</b>	1.1 48	1.057	1.247	0.0421	0.0010 51405	0.00707424 8
<b>1-phosphatidylinositol 4,5-bisphosphate phosphodiesterase beta-1</b>	1.2 29	1.086	1.391	0.063	0.0010 55452	0.0070919
<b>Interleukin-16</b>	1.6 18	1.213	2.159	0.147	0.0010 58162	0.00710052 4
<b>Lamina-associated polypeptide 2, isoforms beta/gamma</b>	1.2 95	1.109	1.511	0.0789	0.0010 64767	0.00713523 1
<b>Keratin, type I cytoskeletal 19</b>	0.6 36	0.485	0.834	0.138	0.0010 81115	0.00723504 4
<b>CMRF35-like molecule 8</b>	1.4 79	1.169	1.871	0.12	0.0010 95538	0.00732172 5

<b>Tumor necrosis factor receptor superfamily member 1B</b>	1.4 06	1.146	1.726	0.104	0.0010 98985	0.00733491 3
<b>Erythropoietin</b>	1.3 18	1.116	1.556	0.0847	0.0011 13117	0.00741929 1
<b>Desmoglein-1</b>	0.6 16	0.46	0.825	0.149	0.0011 31024	0.00752856 6
<b>Ribonuclease pancreatic</b>	1.2 7	1.1	1.466	0.0734	0.0011 35017	0.00753499 7
<b>Catenin beta-1</b>	0.6 57	0.51	0.846	0.129	0.0011 34331	0.00753499 7
<b>Ck-beta-8-1</b>	1.4 58	1.162	1.83	0.116	0.0011 42028	0.00755740 4
<b>Nuclease-sensitive element-binding protein 1</b>	1.3 17	1.116	1.554	0.0845	0.0011 40056	0.00755740 4
<b>Progonadoliberin-2</b>	1.2 83	1.104	1.491	0.0766	0.0011 42945	0.00755740 4
<b>Ras-related protein M-Ras</b>	0.5 01	0.33	0.76	0.213	0.0011 51719	0.00760531 9
<b>14-3-3 protein sigma</b>	1.4 39	1.155	1.792	0.112	0.0011 57485	0.00761772 7
<b>Calcineurin subunit B type 2</b>	0.6 2	0.465	0.827	0.147	0.0011 58188	0.00761772 7
<b>Polypeptide N-acetylgalactosaminyltransferase 11</b>	0.3 94	0.225	0.691	0.286	0.0011 56382	0.00761772 7
<b>Mitochondrial fission regulator 1</b>	1.4 24	1.15	1.762	0.109	0.0011 6429	0.00764565 6
<b>Protein FAM3B</b>	0.6 3	0.477	0.833	0.142	0.0011 65506	0.00764565 6
<b>Cadherin-15</b>	0.5 48	0.381	0.788	0.185	0.0011 79802	0.00772075 4
<b>Cathepsin B</b>	1.4 76	1.166	1.867	0.12	0.0011 81606	0.00772075 4
<b>Paralemmin-1</b>	0.4 73	0.301	0.744	0.231	0.0011 81211	0.00772075 4
<b>Vascular endothelial growth factor C</b>	1.4 83	1.168	1.882	0.122	0.0012 09656	0.00788334 9
<b>Syntenin-1</b>	1.4 9	1.17	1.897	0.123	0.0012 09112	0.00788334 9
<b>SLAM family member 6</b>	1.5 16	1.178	1.951	0.129	0.0012 16298	0.00791626 8
<b>Complement factor D</b>	1.8 89	1.284	2.779	0.197	0.0012 38712	0.00805162 8
<b>Histidine-rich glycoprotein</b>	0.7 08	0.573	0.873	0.107	0.0012 4739	0.00809746 2
<b>Gelsolin</b>	0.5 85	0.423	0.81	0.166	0.0012 52618	0.00812081 7
<b>B- and T-lymphocyte attenuator</b>	0.5 65	0.4	0.799	0.177	0.0012 58115	0.00814584 6
<b>Prefoldin subunit 3</b>	1.7 55	1.247	2.47	0.174	0.0012 62458	0.00816334 7
<b>Vitamin D-binding protein</b>	0.3 79	0.21	0.684	0.301	0.0012 73115	0.00821093 4
<b>Growth/differentiation factor 2</b>	0.5 28	0.358	0.779	0.198	0.0012 71899	0.00821093 4
<b>Annexin A8</b>	0.5 14	0.343	0.771	0.206	0.0012 74958	0.00821218 1
<b>tRNA (cytosine(38)-C(5))-methyltransferase</b>	1.5 18	1.178	1.958	0.13	0.0012 794	0.00823014 8
<b>Tumor necrosis factor receptor superfamily member 11B</b>	1.4 41	1.154	1.8	0.113	0.0012 82981	0.00823191 8
<b>PR domain zinc finger protein 1</b>	0.5 51	0.383	0.792	0.185	0.0012 8266	0.00823191 8
<b>C-C motif chemokine 21</b>	1.4 72	1.163	1.862	0.12	0.0012 88931	0.00825944 4
<b>SUMO-conjugating enzyme UBC9</b>	1.2 48	1.09	1.428	0.0689	0.0013 01285	0.00831719 8
<b>Myelin protein zero-like protein 2</b>	0.6 21	0.465	0.83	0.148	0.0013 00449	0.00831719 8

<b>Transgelin-3</b>	1.3 7	1.131	1.66	0.0979	0.0013 1191	0.00836915 6
<b>Transcription factor III B 90 kDa subunit</b>	0.5 46	0.378	0.79	0.188	0.0013 12776	0.00836915 6
<b>Ephrin type-A receptor 3</b>	1.3 25	1.116	1.574	0.0877	0.0013 25061	0.00843667 3
<b>Cytokine-like protein 1</b>	1.3 21	1.115	1.566	0.0868	0.0013 28491	0.00843693 4
<b>Lymphatic vessel endothelial hyaluronic acid receptor 1</b>	0.5 88	0.425	0.813	0.165	0.0013 27802	0.00843693 4
<b>Alcohol dehydrogenase 1B</b>	0.6 35	0.481	0.838	0.141	0.0013 33123	0.00845556 4
<b>T-cell surface glycoprotein CD3 epsilon chain</b>	0.6 64	0.516	0.853	0.128	0.0013 38407	0.00847827 8
<b>Nuclear protein MDM1</b>	1.5 31	1.18	1.986	0.133	0.0013 49615	0.00853841 4
<b>Inter-alpha-trypsin inhibitor heavy chain H4</b>	2.3 33	1.39	3.916	0.264	0.0013 52219	0.00854403 6
<b>Alpha- and gamma-adaptin-binding protein p34</b>	1.1 94	1.071	1.331	0.0554	0.0013 62867	0.00860040 1
<b>Aurora kinase A</b>	0.5 47	0.378	0.791	0.188	0.0013 69223	0.00861876 6
<b>Retinoic acid early transcript 1G protein</b>	0.5 77	0.412	0.808	0.172	0.0013 69239	0.00861876 6
<b>Fatty acid-binding protein, heart</b>	1.4 13	1.143	1.747	0.108	0.0013 80407	0.00865763 6
<b>Serine protease HTRA2, mitochondrial</b>	1.2 95	1.105	1.517	0.0808	0.0013 80811	0.00865763 6
<b>Brain natriuretic peptide 32</b>	1.5 18	1.175	1.96	0.13	0.0013 85788	0.00865763 6
<b>Insulin-like growth factor 1 receptor</b>	1.5 86	1.196	2.105	0.144	0.0013 79493	0.00865763 6
<b>Golgi SNAP receptor complex member 1</b>	0.4 62	0.288	0.741	0.242	0.0013 82656	0.00865763 6
<b>Alkaline phosphatase, placental-like</b>	1.4 39	1.151	1.799	0.114	0.0013 85847	0.00865763 6
<b>Matrilin-3</b>	1.4 71	1.161	1.863	0.121	0.0013 88904	0.00866585 8
<b>Disintegrin and metalloproteinase domain-containing protein 10</b>	0.3 72	0.203	0.682	0.309	0.0013 92309	0.00867623 1
<b>Glutamate receptor 4</b>	1.3 34	1.118	1.592	0.0902	0.0013 97062	0.00869066 7
<b>Probable ATP-dependent RNA helicase DHX58</b>	1.4 11	1.142	1.743	0.108	0.0013 98117	0.00869066 7
<b>Peroxiredoxin-1</b>	1.3 01	1.107	1.529	0.0824	0.0014 01403	0.00870023 4
<b>Sex hormone-binding globulin</b>	1.2 78	1.099	1.485	0.0767	0.0014 07514	0.00871081 2
<b>Protein NDNF</b>	0.5 63	0.396	0.801	0.18	0.0014 06471	0.00871081 2
<b>Gremlin-1</b>	1.4 08	1.141	1.736	0.107	0.0014 08356	0.00871081 2
<b>Ras-related protein Rab-14</b>	1.3 3	1.116	1.584	0.0893	0.0014 26951	0.00879305 6
<b>Alpha-2,8-sialyltransferase 8F</b>	0.4 9	0.316	0.76	0.224	0.0014 26812	0.00879305 6
<b>Axin-2</b>	0.6 42	0.489	0.843	0.139	0.0014 24662	0.00879305 6
<b>Non-histone chromosomal protein HMG-14</b>	0.6 46	0.493	0.845	0.137	0.0014 30556	0.00880437 2
<b>Proteasome subunit beta type-1</b>	1.4 55	1.155	1.832	0.118	0.0014 3476	0.00881934 3
<b>Integral membrane protein 2A</b>	0.4 95	0.322	0.763	0.22	0.0014 43098	0.00885965 8
<b>Cellular tumor antigen p53</b>	1.2 47	1.089	1.429	0.0694	0.0014 4738	0.00887500 9
<b>Sarcalumenin</b>	1.4 78	1.162	1.881	0.123	0.0014 56632	0.00891020 4

Zymogen granule membrane protein 16	1.1 17	1.044	1.196	0.0348	0.0014 56699	0.00891020 4
Ecto-ADP-ribosyltransferase 3	0.6 45	0.492	0.845	0.138	0.0014 63387	0.00894012 8
Actin-related protein 2/3 complex subunit 1B	1.1 21	1.045	1.203	0.0359	0.0014 90653	0.00909553 9
Alpha-amylase 2B	0.7 4	0.615	0.891	0.0946	0.0014 97912	0.00912864 3
40S ribosomal protein S10	0.7 32	0.603	0.887	0.0984	0.0015 05839	0.00916573 9
Thioredoxin-related transmembrane protein 2	0.6 65	0.516	0.855	0.129	0.0015 12314	0.00919391 1
Bcl-2-like protein 1	0.6 83	0.539	0.864	0.12	0.0015 17385	0.00921349 3
Paired immunoglobulin-like type 2 receptor alpha	1.4 15	1.142	1.754	0.11	0.0015 31343	0.00928691 4
Neuroigin-1	1.6 42	1.208	2.233	0.157	0.0015 45198	0.00934816 3
ADAMTS-like protein 2	1.4 24	1.144	1.773	0.112	0.0015 43398	0.00934816 3
Scavenger receptor class F member 1	1.4 06	1.139	1.737	0.108	0.0015 49638	0.00936365 1
Adenylosuccinate synthetase isozyme 2	1.2 96	1.104	1.523	0.0821	0.0015 64674	0.00944304 5
Transferrin receptor protein 1	1.4 82	1.161	1.892	0.124	0.0015 77306	0.00950775 6
Phenylalanine--tRNA ligase, mitochondrial	0.4 41	0.265	0.733	0.259	0.0015 92725	0.00958908 9
Normal mucosa of esophagus-specific gene 1 protein	0.7 29	0.599	0.887	0.1	0.0016 08123	0.00967010 2
Interleukin-36 gamma	1.2 81	1.098	1.494	0.0785	0.0016 1037	0.00967193 5
R-spondin-3	1.4 39	1.147	1.805	0.116	0.0016 41976	0.00984988 3
Transcription factor TFIIIB component B'' homolog	0.5 22	0.348	0.782	0.207	0.0016 44238	0.00985157 6
Protein Wnt-5a	1.3 65	1.124	1.657	0.0989	0.0016 56562	0.00991349 1
Allograft inflammatory factor 1-like	1.6 23	1.2	2.194	0.154	0.0016 59331	0.00991814 3
5'(3')-deoxyribonucleotidase, cytosolic type	1.3 02	1.105	1.536	0.084	0.0016 72014	0.00998196 2
Insulin-like growth factor-binding protein 4	1.9 47	1.285	2.95	0.212	0.0016 77205	0.00999086 2
Histone deacetylase complex subunit SAP18	0.6 31	0.474	0.841	0.146	0.0016 77518	0.00999086 2
Calcineurin B homologous protein 1	1.3 46	1.118	1.62	0.0946	0.0016 89896	0.01005255 9
Immunoglobulin A	1.3 22	1.11	1.574	0.089	0.0017 15953	0.01019537 9
Urea transporter 1	0.4 52	0.275	0.742	0.254	0.0017 18001	0.01019538 4
Glioma pathogenesis-related protein 1	1.4 7	1.155	1.871	0.123	0.0017 32276	0.01026786 1
Transaldolase	1.4 38	1.145	1.805	0.116	0.0017 59	0.01041386 4
Bone morphogenetic protein 8B	0.5 11	0.335	0.778	0.215	0.0017 73404	0.01048667 4
Carboxypeptidase A2	0.6 23	0.463	0.839	0.151	0.0017 82785	0.01052964 2
Beta-1,4-galactosyltransferase 1	2.1 71	1.334	3.532	0.248	0.0018 00402	0.01060852 1
Matrix metalloproteinase-20	0.6 12	0.45	0.833	0.157	0.0017 98491	0.01060852 1
Fibroblast growth factor 7	1.3 67	1.123	1.664	0.1	0.0018 32551	0.01076889 4
Interleukin-10 receptor subunit alpha	0.5 81	0.413	0.818	0.174	0.0018 34108	0.01076889 4

<b>Ribokinase</b>	0.5 07	0.331	0.777	0.218	0.0018 30302	0.01076889 4
<b>Cytochrome P450 3A4</b>	0.4 62	0.284	0.751	0.248	0.0018 38977	0.01078476 8
<b>Pro-opiomelanocortin</b>	1.3 68	1.123	1.666	0.101	0.0018 48124	0.01081293 4
<b>Ras-related protein Rab-27B</b>	0.4 92	0.315	0.769	0.228	0.0018 46135	0.01081293 4
<b>PCNA-associated factor</b>	1.3 36	1.113	1.604	0.0932	0.0018 5847	0.01086070 5
<b>Hepatitis A virus cellular receptor 2</b>	1.5 37	1.172	2.016	0.138	0.0018 77623	0.01095977 3
<b>ADP-ribosylation factor 6</b>	0.4 61	0.283	0.752	0.249	0.0018 98731	0.01107 4
<b>Angiogenin</b>	1.5 75	1.182	2.099	0.146	0.0019 1207	0.01113473 2
<b>t-SNARE domain-containing protein 1</b>	0.3 65	0.193	0.69	0.325	0.0019 16664	0.01114844 9
<b>Uncharacterized protein KIAA1644</b>	1.2 9	1.098	1.514	0.082	0.0019 30183	0.01121398 4
<b>Ecto-NOX disulfide-thiol exchanger 1</b>	0.7 11	0.572	0.882	0.11	0.0019 36875	0.01123974 4
<b>Glycoprotein hormone alpha-2</b>	0.5 35	0.36	0.795	0.202	0.0019 51939	0.01131397 2
<b>Carboxypeptidase N catalytic chain</b>	0.4 62	0.283	0.753	0.25	0.0019 63406	0.01136720 6
<b>Calmegin</b>	1.3 2	1.107	1.574	0.0897	0.0019 72792	0.01140828 5
<b>Basal Cell Adhesion Molecule</b>	1.4 73	1.152	1.884	0.125	0.0019 93387	0.01151400 7
<b>Serine/threonine-protein kinase DCLK1</b>	1.3 9	1.128	1.712	0.107	0.0020 0686	0.01156561 4
<b>Gastrin-releasing peptide</b>	1.4 42	1.143	1.819	0.118	0.0020 06967	0.01156561 4
<b>Calcium-activated potassium channel subunit beta-3</b>	1.7 65	1.23	2.531	0.184	0.0020 30063	0.01168518 3
<b>IQ domain-containing protein F3</b>	0.5 02	0.324	0.778	0.224	0.0020 33433	0.01169106 7
<b>Peptidyl-prolyl cis-trans isomerase F, mitochondrial</b>	1.0 98	1.035	1.166	0.0305	0.0020 4623	0.01175107 3
<b>ICOS ligand</b>	1.3 16	1.105	1.567	0.0891	0.0020 50067	0.01175954 3
<b>Protocadherin gamma-A12</b>	1.4 78	1.153	1.896	0.127	0.0020 60178	0.01180394 5
<b>Fibroblast growth factor 18</b>	1.3 34	1.11	1.602	0.0935	0.0020 64441	0.01181477 3
<b>Regulator of G-protein signaling 10</b>	1.1 33	1.046	1.226	0.0405	0.0020 83539	0.01191037 8
<b>SLIT and NTRK-like protein 4</b>	1.5 67	1.177	2.086	0.146	0.0021 00318	0.01197537 3
<b>PDZ and LIM domain protein 1</b>	1.1 17	1.041	1.199	0.036	0.0021 03753	0.01197537 3
<b>Chitinase-3-like protein 2</b>	0.4 44	0.265	0.745	0.264	0.0021 04529	0.01197537 3
<b>Serine protease HTRA1</b>	1.6 86	1.209	2.353	0.17	0.0021 03626	0.01197537 3
<b>Stem cell growth factor-beta</b>	1.4 46	1.143	1.83	0.12	0.0021 07151	0.01197660 2
<b>V-type immunoglobulin domain-containing suppressor of T-cell activation</b>	1.3 3	1.109	1.595	0.0927	0.0021 23912	0.01205810 5
<b>Small VCP/p97-interacting protein</b>	0.5 35	0.359	0.798	0.203	0.0021 32483	0.01209297 7
<b>Lysosomal Pro-X carboxypeptidase</b>	0.6 46	0.488	0.854	0.142	0.0021 38631	0.01210211 1
<b>Netrin receptor UNC5C</b>	1.6 38	1.195	2.245	0.161	0.0021 38955	0.01210211 1
<b>Tyrosine-protein kinase CSK</b>	1.1 33	1.046	1.228	0.0408	0.0021 49935	0.01215042 5

<b>Citrate synthase, mitochondrial</b>	1.1 07	1.037	1.181	0.0331	0.0021 57981	0.01216827 7
<b>ES1 protein homolog, mitochondrial</b>	0.5 26	0.349	0.793	0.209	0.0021 56257	0.01216827 7
<b>Thyroid peroxidase</b>	0.6 59	0.505	0.86	0.136	0.0021 69221	0.01221781 7
<b>Fibroleukin</b>	0.5 58	0.384	0.81	0.191	0.0021 75301	0.01222487 1
<b>Interleukin-10</b>	1.3 51	1.115	1.638	0.0982	0.0021 75384	0.01222487 1
<b>Palmitoyl-protein thioesterase 1</b>	1.3 95	1.128	1.727	0.109	0.0021 79512	0.01223426
<b>Heparan-sulfate 6-O-sulfotransferase 3</b>	0.4 44	0.264	0.746	0.265	0.0021 8481	0.01225019 1
<b>Legumain</b>	0.5 53	0.379	0.808	0.193	0.0021 96311	0.01230082 4
<b>Heterogeneous nuclear ribonucleoprotein Q</b>	0.6 81	0.533	0.871	0.125	0.0022 14935	0.01239119 2
<b>Metalloproteinase inhibitor 2</b>	1.9 35	1.267	2.956	0.216	0.0022 67341	0.01265593 2
<b>Retinoid-binding protein 7</b>	0.5 82	0.411	0.824	0.177	0.0022 66632	0.01265593 2
<b>Annexin A11</b>	1.1 37	1.047	1.235	0.0421	0.0022 71128	0.01266287 4
<b>Leucine-rich repeat-containing protein 4C</b>	1.5 72	1.175	2.102	0.148	0.0022 90367	0.01275586 1
<b>OCIA domain-containing protein 1</b>	0.6 12	0.446	0.839	0.161	0.0022 94392	0.01276399 7
<b>Coagulation factor IXab</b>	0.7 02	0.559	0.881	0.116	0.0022 98696	0.01277366 7
<b>Nidogen-1</b>	1.5 61	1.172	2.078	0.146	0.0023 06979	0.01280540 6
<b>Coiled-coil domain-containing protein 50</b>	1.2 42	1.08	1.427	0.071	0.0023 16078	0.01280675 6
<b>Ubiquitin-fold modifier 1</b>	1.1 78	1.06	1.308	0.0537	0.0023 22655	0.01280675 6
<b>ATPase WRNIP1</b>	0.3 83	0.206	0.71	0.315	0.0023 17622	0.01280675 6
<b>Immunoglobulin superfamily member 3</b>	1.4 46	1.14	1.832	0.121	0.0023 19542	0.01280675 6
<b>Calsyntenin-2</b>	1.4 07	1.13	1.753	0.112	0.0023 14185	0.01280675 6
<b>Seizure 6-like protein</b>	0.5 56	0.382	0.811	0.192	0.0023 21445	0.01280675 6
<b>Retinoic acid receptor responder protein 3</b>	1.3 02	1.099	1.544	0.0868	0.0023 30452	0.01283552 9
<b>Coxsackievirus and adenovirus receptor</b>	0.6 48	0.491	0.857	0.142	0.0023 40996	0.01287935 7
<b>Protein dpy-30 homolog</b>	1.3 66	1.117	1.671	0.103	0.0023 828	0.01309488 1
<b>Segment polarity protein dishevelled homolog DVL-2</b>	0.6 77	0.527	0.871	0.128	0.0024 22555	0.01329868 1
<b>Inhibin beta C chain</b>	0.6 29	0.466	0.849	0.153	0.0024 40172	0.01338063 4
<b>Golgi membrane protein 1</b>	1.3 08	1.1	1.557	0.0887	0.0024 49203	0.01341538 2
<b>Armadillo repeat-containing protein 5</b>	0.4 75	0.294	0.769	0.245	0.0024 52768	0.01342014 3
<b>Neurotrimin</b>	1.4 85	1.15	1.919	0.131	0.0024 58886	0.01343885 3
<b>Tumor necrosis factor receptor superfamily member 19</b>	1.3 66	1.116	1.673	0.103	0.0024 86233	0.01349940 6
<b>Macrophage scavenger receptor types I and II</b>	1.3 58	1.114	1.656	0.101	0.0024 80863	0.01349940 6
<b>Argininosuccinate lyase</b>	0.8 05	0.7	0.927	0.0715	0.0024 77953	0.01349940 6
<b>Vacuolar protein-sorting-associated protein 25</b>	1.1 78	1.059	1.309	0.054	0.0024 79428	0.01349940 6

<b>Magnesium transporter NIPA4</b>	0.6 18	0.452	0.844	0.159	0.0024 80005	0.01349940 6
<b>Transmembrane protein 132C</b>	1.4 61	1.143	1.867	0.125	0.0024 8471	0.01349940 6
<b>Sulfotransferase 1C2</b>	0.5 43	0.366	0.807	0.202	0.0024 91979	0.01351586 5
<b>Interleukin-1 receptor-like 1</b>	1.3 43	1.109	1.626	0.0975	0.0025 00399	0.01354677 3
<b>C-C motif chemokine 14</b>	1.3 48	1.111	1.635	0.0987	0.0025 08487	0.01357562 9
<b>Tumor necrosis factor-inducible gene 6 protein</b>	1.4 22	1.132	1.787	0.117	0.0025 13904	0.01357562 9
<b>Stabilin-2</b>	0.6 22	0.457	0.846	0.157	0.0025 11382	0.01357562 9
<b>Ig Kappa chain V-I region HK102- like</b>	1.4 51	1.139	1.849	0.124	0.0025 6347	0.01382829 7
<b>C-type lectin domain family 2 member D</b>	0.5 15	0.335	0.793	0.22	0.0025 88345	0.01393229 4
<b>Hydroxymethylglutaryl-CoA synthase, cytoplasmic</b>	0.8 66	0.788	0.951	0.0478	0.0025 8767	0.01393229 4
<b>Protein disulfide-isomerase TMX3</b>	1.4 86	1.148	1.923	0.132	0.0026 06239	0.01399834 5
<b>Nucleophosmin</b>	0.3 47	0.174	0.691	0.351	0.0026 05011	0.01399834 5
<b>Calcium-regulated heat-stable protein 1</b>	1.3 58	1.112	1.658	0.102	0.0026 37913	0.01412276 1
<b>Sorting nexin-7</b>	0.6 57	0.5	0.864	0.14	0.0026 34516	0.01412276 1
<b>Glypican-5</b>	0.6 75	0.522	0.872	0.131	0.0026 36732	0.01412276 1
<b>Inositol monophosphatase 3</b>	0.6 68	0.514	0.869	0.134	0.0026 57165	0.01421055 3
<b>Microtubule-associated proteins 1A/1B light chain 3B</b>	1.2 22	1.072	1.392	0.0667	0.0026 6087	0.01421509 7
<b>SH3 domain-binding glutamic acid-rich-like protein 3</b>	1.1 4	1.047	1.242	0.0437	0.0026 70815	0.01425293 4
<b>Protein RIC-3</b>	0.4 22	0.24	0.741	0.288	0.0026 84813	0.01431229 4
<b>Tenascin</b>	1.3 2	1.101	1.582	0.0925	0.0026 93276	0.01434205 3
<b>Alpha-1-antitrypsin</b>	1.5 39	1.161	2.04	0.144	0.0027 02738	0.01434640 9
<b>Major prion protein</b>	0.5 4	0.362	0.808	0.205	0.0026 98413	0.01434640 9
<b>Apolipoprotein C-III</b>	0.8 51	0.766	0.946	0.0538	0.0027 00634	0.01434640 9
<b>Neutrophil cytosol factor 4</b>	0.7 22	0.584	0.893	0.109	0.0027 10932	0.01435928 9
<b>E3 ubiquitin-protein ligase RNF146</b>	0.4 25	0.243	0.743	0.286	0.0027 09967	0.01435928 9
<b>Stromelysin-2</b>	1.3 6	1.112	1.663	0.103	0.0027 18283	0.01438292 4
<b>Collagen type IV alpha-3-binding protein</b>	1.1 99	1.065	1.351	0.0607	0.0027 42471	0.01449550 2
<b>M-phase inducer phosphatase 2</b>	0.5 06	0.324	0.79	0.227	0.0027 47496	0.01450666 1
<b>Platelet-activating factor acetylhydrolase</b>	1.4 66	1.141	1.883	0.128	0.0027 79028	0.01465760 7
<b>Serine/threonine-protein kinase pim-1</b>	0.5 19	0.338	0.798	0.219	0.0027 8544	0.01467588 1
<b>Methionine aminopeptidase 1</b>	1.1 13	1.038	1.194	0.0359	0.0028 20322	0.01484395 9
<b>Fibroblast growth factor receptor 3</b>	0.5 73	0.397	0.827	0.187	0.0029 00129	0.01524787 8
<b>Lymphokine-activated killer T-cell-originated protein kinase</b>	0.4 95	0.312	0.787	0.236	0.0029 03986	0.01525205 4
<b>Transcobalamin-1</b>	1.2 75	1.086	1.496	0.0817	0.0029 27301	0.01535830 4

<b>Nucleosome assembly protein 1-like 2</b>	0.5 81	0.406	0.831	0.183	0.0029 36258	0.01538908 4
<b>Chordin-like protein 1</b>	1.5 78	1.168	2.131	0.153	0.0029 5285	0.01545976 9
<b>Protocadherin gamma-A10</b>	1.2 91	1.091	1.529	0.086	0.0029 57308	0.01546684 5
<b>Apolipoprotein D</b>	0.6 56	0.496	0.866	0.142	0.0029 87765	0.01560974
<b>Tyrosine-protein kinase SYK</b>	1.1 14	1.037	1.197	0.0365	0.0030 21872	0.01577138 4
<b>Ribosomal protein S6 kinase alpha-3</b>	1.1 49	1.048	1.26	0.047	0.0030 31844	0.01580685 9
<b>Regenerating islet-derived protein 3-alpha</b>	1.2 61	1.082	1.47	0.0783	0.0030 38042	0.01582236 8
<b>Estradiol 17-beta-dehydrogenase 8</b>	0.7 29	0.592	0.899	0.107	0.0030 41174	0.01582236 8
<b>Dual specificity protein phosphatase 15</b>	1.2 38	1.075	1.426	0.0722	0.0030 51816	0.01586116 1
<b>Alpha-hemoglobin-stabilizing protein</b>	0.6 85	0.534	0.88	0.128	0.0030 77397	0.01597743 6
<b>V-set and transmembrane domain-containing protein 4</b>	0.5 2	0.337	0.802	0.221	0.0030 85116	0.01600082 6
<b>Vacuolar protein sorting-associated protein 26A</b>	1.1 86	1.059	1.329	0.0578	0.0031 36198	0.01624883 5
<b>HLA class I histocompatibility antigen, alpha chain G</b>	1.6 61	1.186	2.327	0.172	0.0031 4254	0.01626476 7
<b>AP-2 complex subunit alpha-2</b>	1.1 95	1.062	1.345	0.0604	0.0031 55272	0.01631370 8
<b>Low-density lipoprotein receptor-related protein 11</b>	1.7 33	1.203	2.498	0.187	0.0031 80352	0.01639127 4
<b>Histone acetyltransferase type B catalytic subunit</b>	0.6 72	0.516	0.875	0.135	0.0031 81727	0.01639127 4
<b>GrpE protein homolog 1, mitochondrial</b>	1.1 83	1.058	1.324	0.0571	0.0031 83443	0.01639127 4
<b>Growth/differentiation factor 10</b>	0.5 04	0.32	0.795	0.232	0.0031 81781	0.01639127 4
<b>O-acetyl-ADP-ribose deacetylase MACROD1</b>	0.5 86	0.411	0.836	0.181	0.0031 9945	0.01645667 8
<b>Cathelicidin antimicrobial peptide</b>	0.7 86	0.669	0.922	0.0819	0.0032 12261	0.01650405 8
<b>Ubiquitin carboxyl-terminal hydrolase 21</b>	0.6 15	0.445	0.85	0.165	0.0032 15292	0.01650405 8
<b>Transcription factor RelB</b>	0.5 35	0.353	0.811	0.213	0.0032 32998	0.01657785 5
<b>Tryptophan--tRNA ligase, cytoplasmic</b>	1.4 93	1.143	1.949	0.136	0.0032 56041	0.01667883 7
<b>Thioredoxin domain-containing protein 12</b>	1.1 61	1.051	1.282	0.0507	0.0032 78439	0.01677630 6
<b>Acidic leucine-rich nuclear phosphoprotein 32 family member A</b>	0.5 42	0.36	0.815	0.208	0.0032 94586	0.01684162 8
<b>Homeodomain-only protein</b>	0.6 54	0.493	0.868	0.145	0.0033 20098	0.01695463 2
<b>Pancreatic alpha-amylase</b>	0.7 69	0.646	0.917	0.0893	0.0033 35128	0.01701393 8
<b>Transmembrane protein 59-like</b>	1.6 18	1.173	2.233	0.164	0.0033 56376	0.01710480 8
<b>Prothrombin</b>	2.0 72	1.273	3.373	0.249	0.0033 75833	0.01718637 5
<b>Proteasome subunit alpha type-2</b>	0.6 58	0.497	0.87	0.143	0.0033 95656	0.01726963 2
<b>Peroxisomal membrane protein PEX14</b>	1.2 62	1.08	1.474	0.0794	0.0034 07864	0.01729638 8
<b>Protein regulator of cytokinesis 1</b>	0.5 6	0.379	0.825	0.198	0.0034 04988	0.01729638 8
<b>Asporin</b>	0.7 58	0.63	0.913	0.0946	0.0034 31973	0.01740101 1
<b>Eukaryotic translation initiation factor 2 subunit 1</b>	1.1 66	1.052	1.292	0.0525	0.0034 42929	0.01743880 2

<b>Torsin-1A-interacting protein 2</b>	1.3 07	1.092	1.565	0.0917	0.0034 75207	0.01757109 7
<b>Eukaryotic translation initiation factor 4E</b>	1.2 24	1.069	1.402	0.0692	0.0034 76106	0.01757109 7
<b>Serine protease inhibitor Kazal-type 4</b>	0.5 65	0.385	0.829	0.196	0.0035 63714	0.01799567
<b>Catalase</b>	0.7 89	0.672	0.925	0.0815	0.0035 89173	0.01810586 9
<b>Methyl-CpG-binding domain protein 1</b>	0.7 44	0.61	0.908	0.101	0.0036 24272	0.01826442 5
<b>Neutral ceramidase</b>	0.6 99	0.549	0.89	0.123	0.0036 42631	0.01833838
<b>Aldose reductase</b>	1.3 1	1.092	1.573	0.0932	0.0037 28291	0.01870377 2
<b>C-C motif chemokine 23</b>	1.4 95	1.139	1.962	0.139	0.0037 31778	0.01870377 2
<b>Bone sialoprotein 2</b>	1.3 03	1.09	1.559	0.0913	0.0037 2795	0.01870377 2
<b>Tomoregulin-1</b>	1.5 69	1.157	2.128	0.155	0.0037 20462	0.01870377 2
<b>Sialoadhesin</b>	1.2 75	1.082	1.502	0.0837	0.0037 33993	0.01870377 2
<b>Adseverin</b>	1.3 61	1.105	1.676	0.106	0.0037 68049	0.01885539 3
<b>Bicaudal D-related protein 1</b>	1.4 8	1.135	1.93	0.135	0.0037 85363	0.01892301 3
<b>Switch-associated protein 70</b>	1.5 38	1.149	2.058	0.149	0.0038 10218	0.01902815 9
<b>Soluble calcium-activated nucleotidase 1</b>	1.2 67	1.079	1.487	0.0818	0.0038 4344	0.01915564 5
<b>Advanced glycosylation end product-specific receptor, soluble</b>	1.1 9	1.058	1.338	0.0601	0.0038 4308	0.01915564 5
<b>Activin B</b>	0.6 37	0.469	0.865	0.156	0.0039 12948	0.01946310 4
<b>Collagen alpha-1(VI) chain</b>	1.1 98	1.06	1.355	0.0627	0.0039 11155	0.01946310 4
<b>Proteasome subunit alpha type-5</b>	0.7 29	0.588	0.904	0.109	0.0039 24643	0.01950179 4
<b>Alpha-actinin-2</b>	1.1 7	1.052	1.302	0.0545	0.0039 52845	0.01954239 4
<b>UDP-glucose 4-epimerase</b>	0.6 75	0.517	0.882	0.136	0.0039 43878	0.01954239 4
<b>E3 ubiquitin-protein ligase ZNRF3</b>	1.2 83	1.083	1.52	0.0865	0.0039 54587	0.01954239 4
<b>Ectodysplasin-A, secreted form</b>	0.5 87	0.408	0.843	0.185	0.0039 60288	0.01954239 4
<b>Proto-oncogene tyrosine-protein kinase ROS</b>	0.6 3	0.46	0.863	0.16	0.0039 52265	0.01954239 4
<b>Transmembrane protein 132A</b>	0.7 22	0.579	0.901	0.113	0.0039 50097	0.01954239 4
<b>Kit ligand</b>	0.6 87	0.532	0.887	0.131	0.0039 58847	0.01954239 4
<b>ER membrane protein complex subunit 4</b>	0.6 02	0.426	0.85	0.177	0.0039 958	0.01969036 6
<b>Tubulin-specific chaperone A</b>	1.3 33	1.096	1.622	0.0999	0.0039 98184	0.01969036 6
<b>Ubiquitin-associated and SH3 domain-containing protein B</b>	1.0 8	1.025	1.138	0.0268	0.0040 19242	0.01976872 7
<b>Alpha-1-antichymotrypsin complex</b>	1.3 32	1.096	1.619	0.0997	0.0040 22037	0.01976872 7
<b>Amiloride-sensitive amine oxidase [copper-containing]</b>	0.8 27	0.727	0.941	0.0659	0.0040 2648	0.01977104 8
<b>Interleukin-3 receptor subunit alpha</b>	1.3 68	1.105	1.694	0.109	0.0040 70529	0.01994799 6
<b>Erlin-1</b>	0.4 31	0.242	0.765	0.293	0.0040 68696	0.01994799 6
<b>Glypican-4</b>	1.3 19	1.092	1.594	0.0965	0.0040 76665	0.01995842 2

<b>Kin of IRRE-like protein 3</b>	1.7 01	1.184	2.444	0.185	0.0040 82132	0.01996555 4
<b>DnaJ homolog subfamily B member 1</b>	1.1 57	1.047	1.278	0.0508	0.0041 04542	0.02005545 9
<b>Sialic acid-binding Ig-like lectin 15</b>	0.4 71	0.281	0.788	0.263	0.0041 6077	0.02031026 7
<b>Protein S100-A10</b>	0.5 62	0.379	0.834	0.201	0.0041 86389	0.02041531
<b>Heparan sulfate glucosamine 3-O-sulfotransferase 5</b>	0.6 92	0.538	0.891	0.128	0.0041 93547	0.02043020 8
<b>Serine/threonine-protein phosphatase 4 regulatory subunit 3A</b>	1.3 42	1.097	1.642	0.103	0.0042 24032	0.02055860 9
<b>Kidney-associated antigen 1</b>	1.4 31	1.119	1.83	0.126	0.0043 16714	0.02098917 8
<b>Delta and Notch-like epidermal growth factor-related receptor</b>	0.7 03	0.552	0.896	0.123	0.0043 23089	0.02099967
<b>L-Selectin</b>	0.5 85	0.405	0.846	0.188	0.0043 43494	0.02107822 1
<b>Interferon lambda receptor 1</b>	1.4 4	1.12	1.849	0.128	0.0043 80084	0.02123508 9
<b>Vesicle-associated membrane protein-associated protein A</b>	1.1 33	1.04	1.235	0.0439	0.0043 89014	0.02123702 6
<b>Indian hedgehog protein</b>	0.6 97	0.543	0.893	0.127	0.0043 88426	0.02123702 6
<b>Insulin-like 3</b>	0.6 73	0.513	0.884	0.139	0.0043 97748	0.02125862 7
<b>Tyrosine-protein kinase Lyn, isoform B</b>	1.1 09	1.033	1.192	0.0365	0.0044 57787	0.02152795 5
<b>Protein SGT1 homolog</b>	1.1 76	1.052	1.315	0.057	0.0044 66899	0.02153019 4
<b>Uncharacterized protein C17orf78</b>	0.6 66	0.503	0.881	0.143	0.0044 62604	0.02153019 4
<b>Ubiquitin-like protein 4A</b>	1.1 75	1.051	1.313	0.0567	0.0045 20602	0.02176796 6
<b>Ras GTPase-activating protein-binding protein 2</b>	1.1 54	1.045	1.273	0.0503	0.0045 27171	0.02177853 5
<b>Ectodysplasin-A, secreted form</b>	0.5 5	0.363	0.831	0.211	0.0045 78882	0.02200603 7
<b>Grancalcin</b>	1.2 38	1.068	1.435	0.0753	0.0045 92994	0.02205257
<b>Torsin-1A-interacting protein 1</b>	1.2 17	1.062	1.395	0.0694	0.0046 10405	0.02211484 3
<b>Glutaredoxin-like protein C5orf63</b>	0.5 47	0.36	0.83	0.213	0.0046 23299	0.02215534 8
<b>C-C motif chemokine 22</b>	1.2 65	1.075	1.489	0.0831	0.0046 46347	0.02224438 6
<b>Carbonic anhydrase 13</b>	1.1 01	1.03	1.177	0.034	0.0046 7731	0.02237111
<b>Thyroid hormone receptor alpha</b>	0.6 01	0.422	0.855	0.18	0.0046 85682	0.02238964 7
<b>Eukaryotic translation initiation factor 4B</b>	1.1 66	1.048	1.296	0.0542	0.0047 03059	0.02245113 4
<b>Amyloid beta A4 precursor protein-binding family B member 1</b>	1.3 21	1.089	1.603	0.0986	0.0047 20638	0.02246954
<b>Potassium voltage-gated channel subfamily E regulatory beta subunit 5</b>	1.2 91	1.081	1.541	0.0904	0.0047 13069	0.02246954
<b>Sclerostin</b>	0.5 94	0.414	0.852	0.184	0.0047 202	0.02246954
<b>Matrix-remodeling-associated protein 8</b>	0.5 91	0.411	0.851	0.186	0.0047 24967	0.02246954
<b>Ena/VASP-like protein</b>	0.6 34	0.462	0.87	0.162	0.0047 45378	0.02254507 5
<b>Aldo-keto reductase family 1 member C1</b>	0.5 96	0.417	0.854	0.183	0.0047 51193	0.02255118 3
<b>Phosphoglycerate kinase 1</b>	1.2 45	1.069	1.45	0.0777	0.0047 59943	0.02257119 5
<b>Carnitine O-acetyltransferase</b>	1.1	1.03	1.176	0.0339	0.0048 06567	0.02277059 8

<b>SAYSVFN domain-containing protein 1</b>	0.6 2	0.444	0.865	0.17	0.0048 4516	0.02293160 8
<b>DNA-directed RNA polymerase III subunit RPC9</b>	0.5 88	0.406	0.851	0.189	0.0048 95798	0.02312823 2
<b>WW domain-binding protein 2</b>	1.2 62	1.073	1.484	0.0827	0.0048 95995	0.02312823 2
<b>Ferritin, mitochondrial</b>	1.3 3	1.09	1.623	0.101	0.0049 09653	0.02315968 4
<b>GNDF family receptor alpha-2</b>	0.5 66	0.38	0.841	0.203	0.0049 11955	0.02315968 4
<b>Tapasin</b>	1.2 51	1.07	1.463	0.0797	0.0049 18999	0.02317095 3
<b>Myosin regulatory light chain 12A</b>	1.1 08	1.032	1.19	0.0365	0.0049 49987	0.02329488 2
<b>Protocadherin beta-10</b>	0.6 45	0.475	0.876	0.156	0.0049 9645	0.02346917 5
<b>Receptor tyrosine-protein kinase erbB-4</b>	1.3 54	1.096	1.673	0.108	0.0049 95077	0.02346917 5
<b>Diphosphoinositol polyphosphate phosphohydrolase 1</b>	1.2 61	1.072	1.483	0.0828	0.0050 76145	0.02380976 2
<b>Acid sphingomyelinase-like phosphodiesterase 3a</b>	0.6 4	0.468	0.874	0.16	0.0050 78523	0.02380976 2
<b>E3 ubiquitin-protein ligase RNF128</b>	0.5 24	0.333	0.823	0.231	0.0050 84336	0.02381458 9
<b>Eukaryotic translation initiation factor 4 gamma 2</b>	1.0 84	1.025	1.147	0.0288	0.0051 18825	0.02395359 9
<b>Neuropilin-1</b>	1.6 86	1.169	2.431	0.187	0.0051 73693	0.02418762 1
<b>DNA-binding protein SATB1</b>	0.5 76	0.392	0.848	0.197	0.0051 88419	0.02423371 5
<b>3-ketoacyl-CoA thiolase, peroxisomal</b>	0.8 35	0.737	0.948	0.0643	0.0051 96997	0.02425102 7
<b>BH3-interacting domain death agonist</b>	1.2 52	1.069	1.466	0.0804	0.0052 27061	0.02434726 1
<b>Thiamine-triphosphatase</b>	0.6 9	0.532	0.895	0.133	0.0052 274	0.02434726 1
<b>Netrin receptor UNC5A</b>	1.2 47	1.068	1.456	0.079	0.0052 40426	0.02438512 5
<b>Heparan sulfate glucosamine 3-O-sulfotransferase 1</b>	0.4 72	0.278	0.799	0.269	0.0052 45838	0.02438751 6
<b>Beta-1,4-galactosyltransferase 6</b>	0.6 51	0.481	0.88	0.154	0.0052 57816	0.02442039 8
<b>Quinone oxidoreductase-like protein 1</b>	0.8 19	0.712	0.942	0.0715	0.0052 64919	0.02443059 6
<b>Proto-oncogene tyrosine-protein kinase Src isoform 2</b>	1.0 9	1.026	1.158	0.0309	0.0052 88331	0.02449907 0.02449907
<b>Dickkopf-like protein 1</b>	0.6 93	0.535	0.897	0.132	0.0052 89516	0.02449907 0.02449907
<b>Stanniocalcin-1</b>	1.5 18	1.132	2.037	0.15	0.0053 05475	0.02455015 1
<b>Quinone oxidoreductase</b>	0.8 45	0.75	0.951	0.0606	0.0053 71611	0.02483310 1
<b>Protein kinase C beta type (splice variant beta-II)</b>	1.1 01	1.029	1.178	0.0346	0.0054 62899	0.02523170 3
<b>Retinoschisin</b>	0.5 53	0.364	0.84	0.213	0.0054 88346	0.02532574 3
<b>VPS10 domain-containing receptor SorCS2</b>	0.8 55	0.765	0.955	0.0565	0.0055 18162	0.02543975 1
<b>Cas scaffolding protein family member 4</b>	1.3 24	1.086	1.614	0.101	0.0055 56853	0.02559442 5
<b>Myoneurin</b>	0.5 33	0.342	0.832	0.227	0.0055 62557	0.02559701 6
<b>Nectin-3</b>	0.4 9	0.296	0.812	0.257	0.0055 92864	0.02571271 5
<b>Attractin</b>	0.5 21	0.328	0.826	0.235	0.0055 99077	0.02571753 2
<b>Adenylyl cyclase-associated protein 1</b>	1.0 94	1.027	1.166	0.0324	0.0056 3525	0.02583872 4

Dual adapter for phosphotyrosine and 3-phosphotyrosine and 3-phosphoinositide	1.0 89	1.025	1.157	0.0308	0.0056 35841	0.02583872 4
Kallikrein-8	1.4 91	1.124	1.977	0.144	0.0056 45992	0.02586144 9
Serine/arginine-rich splicing factor 6	1.4 23	1.108	1.827	0.128	0.0057 08673	0.02612452 7
Rho-related GTP-binding protein RhoC	1.1 22	1.034	1.217	0.0416	0.0057 27343	0.02618589 6
UDP-glucose 6-dehydrogenase	0.8 75	0.796	0.962	0.0484	0.0057 33927	0.02619194 9
Tubulin-folding cofactor B	1.1 23	1.034	1.219	0.042	0.0057 99262	0.02646610 9
E3 ubiquitin-protein ligase RNF34	0.5 98	0.415	0.862	0.187	0.0058 30589	0.02658470 9
Secretogranin-3	0.6 59	0.49	0.887	0.151	0.0058 83714	0.02680238 9
Matrilin-2	1.8 43	1.192	2.848	0.222	0.0059 55217	0.02704612 5
Beta-2-glycoprotein 1	1.9 11	1.205	3.03	0.235	0.0059 47327	0.02704612 5
NADPH--cytochrome P450 reductase	0.7 7	0.64	0.928	0.0949	0.0059 55984	0.02704612 5
Dipeptidase 1	1.3 47	1.089	1.666	0.108	0.0059 58948	0.02704612 5
Cysteine-rich protein 2	1.3 67	1.094	1.708	0.114	0.0059 77267	0.02710456 5
Tumor susceptibility gene 101 protein	1.1 21	1.033	1.216	0.0415	0.0060 46512	0.02739361 5
Inactive peptidyl-prolyl cis-trans isomerase FKBP6	0.6 96	0.538	0.902	0.132	0.0061 18981	0.02767157 5
Secretory carrier-associated membrane protein 5	0.5	0.305	0.821	0.253	0.0061 16424	0.02767157 5
Enhancer of rudimentary homolog	1.2 34	1.062	1.434	0.0767	0.0061 2802	0.02768730 7
Keratocan	1.4 64	1.115	1.922	0.139	0.0061 37469	0.02769085 5
NKG2D ligand 2	1.2 98	1.077	1.563	0.0951	0.0061 39929	0.02769085 5
Low-density lipoprotein receptor-related protein 4	1.3 09	1.08	1.586	0.0982	0.0061 50608	0.02771391 6
Apolipoprotein E	0.8 12	0.7	0.943	0.076	0.0061 60383	0.02773286 2
Agouti-related protein	1.3 98	1.1	1.777	0.122	0.0061 65956	0.02773287 8
Vitamin K-dependent protein S	0.6 41	0.466	0.881	0.163	0.0061 99139	0.02785696 3
Serine protease inhibitor Kazal-type 7	1.3 87	1.097	1.754	0.12	0.0062 34894	0.02796715 1
Aldehyde dehydrogenase family 1 member A3	0.8 45	0.749	0.953	0.0616	0.0062 34722	0.02796715 1
Protein BTG2	0.5 97	0.412	0.864	0.189	0.0062 98533	0.02822717 8
Pyrroline-5-carboxylate reductase 1, mitochondrial	1.2 48	1.065	1.463	0.0812	0.0063 35705	0.02836823 4
Neural cell adhesion molecule 1, 120 kDa isoform	0.5 93	0.407	0.863	0.192	0.0063 87036	0.02857237 4
DNA polymerase epsilon subunit 3	0.4 48	0.252	0.798	0.294	0.0063 99526	0.02860254 8
Nuclear receptor ROR-gamma	1.2 84	1.073	1.538	0.0918	0.0064 18906	0.02866343 8
T-cell surface antigen CD2	1.1 11	1.03	1.199	0.0387	0.0064 84144	0.02892881 2
Small ubiquitin-related modifier 3	1.1 58	1.042	1.287	0.0539	0.0065 35657	0.02913253 8
Growth/differentiation factor 3	0.5 69	0.379	0.854	0.208	0.0065 80425	0.02930584 8
Interferon-induced protein with tetratricopeptide repeats 2	0.6 92	0.53	0.902	0.136	0.0065 98211	0.02935879 7

<b>Alpha-N-acetylgalactosaminide alpha-2,6-sialyltransferase 6</b>	1.5 4	1.127	2.103	0.159	0.0066 50558	0.02955874 6
<b>Nicotinate-nucleotide pyrophosphorylase [carboxylating]</b>	1.4 13	1.101	1.814	0.127	0.0066 55022	0.02955874 6
<b>Interleukin-6 receptor subunit alpha</b>	0.6 62	0.491	0.892	0.152	0.0066 8293	0.02965624 5
<b>SWI/SNF-related matrix-associated actin-dependent regulator of chromatin subfamily E member 1-related</b>	1.3 46	1.086	1.668	0.11	0.0067 17959	0.02978514 5
<b>Protein FAM19A2</b>	0.6 79	0.513	0.898	0.143	0.0067 34291	0.02983099 4
<b>Ras-related protein Rab-6B</b>	1.0 95	1.025	1.169	0.0335	0.0067 48254	0.02986627 2
<b>Transmembrane protein 9</b>	1.2 67	1.067	1.503	0.0873	0.0067 90357	0.03002592 3
<b>Teneurin-2</b>	0.5 4	0.346	0.844	0.228	0.0068 23618	0.03014622 1
<b>BMP-binding endothelial regulator protein</b>	1.4 52	1.108	1.903	0.138	0.0068 35094	0.03017015 5
<b>Serine/threonine-protein kinase 24</b>	1.1 02	1.027	1.183	0.036	0.0068 47198	0.03019680 9
<b>Collagen alpha-1(X) chain</b>	1.2 11	1.054	1.391	0.0709	0.0069 25991	0.03051726 3
<b>ETS-related transcription factor Elf-5</b>	1.4 3	1.103	1.854	0.133	0.0069 33606	0.03052380 6
<b>Solute carrier family 41 member 2</b>	0.6 86	0.521	0.902	0.14	0.0069 46386	0.03055305 3
<b>Semaphorin-6C</b>	0.6 46	0.47	0.887	0.162	0.0069 716	0.03063689
<b>Protachykinin-1</b>	1.3 39	1.083	1.655	0.108	0.0069 86972	0.03067736 8
<b>Apolipoprotein C-I</b>	2.0 71	1.22	3.514	0.27	0.0069 94275	0.03068237 4
<b>Succinate-semialdehyde dehydrogenase, mitochondrial</b>	0.7 98	0.677	0.94	0.0839	0.0070 27512	0.03080103 9
<b>Ornithine decarboxylase antizyme 1</b>	1.2 42	1.061	1.454	0.0805	0.0070 47185	0.03086009 9
<b>Serine protease inhibitor Kazal-type 2</b>	1.2 55	1.064	1.481	0.0844	0.0070 55933	0.03087125 8
<b>Ornithine carbamoyltransferase, mitochondrial</b>	0.8 64	0.777	0.961	0.0541	0.0070 78471	0.03094267 7
<b>Nucleoside diphosphate kinase B</b>	1.1 14	1.03	1.205	0.0401	0.0070 91072	0.03097056 8
<b>Kelch-like protein 12</b>	1.3 05	1.075	1.584	0.0988	0.0071 17936	0.03106065 3
<b>C-C motif chemokine 4-like</b>	1.2 21	1.056	1.412	0.0741	0.0071 28659	0.03108020 3
<b>Stromal cell-derived factor 1</b>	1.3 78	1.091	1.741	0.119	0.0071 59677	0.03118812 8
<b>Coiled-coil domain-containing protein 167</b>	0.6 4	0.462	0.886	0.166	0.0072 40127	0.03151100 9
<b>Kynureninase</b>	0.6 47	0.471	0.889	0.162	0.0072 92708	0.03168446 1
<b>GDP-fucose protein O-fucosyltransferase 1</b>	1.3 15	1.077	1.606	0.102	0.0072 88407	0.03168446 1
<b>Macrophage receptor MARCO</b>	0.6	0.413	0.872	0.191	0.0073 37669	0.03185200 8
<b>Prenylcysteine oxidase 1</b>	0.6 78	0.511	0.901	0.145	0.0073 54335	0.03186878 5
<b>Insulin</b>	1.1 51	1.039	1.276	0.0526	0.0073 49955	0.03186878 5
<b>Beta-1,4-galactosyltransferase 2</b>	0.5 07	0.308	0.833	0.254	0.0073 6517	0.03188798 6
<b>Serine palmitoyltransferase 2</b>	0.6 67	0.496	0.897	0.151	0.0073 92255	0.03197744 4
<b>Myelin protein zero-like protein 1</b>	1.3 72	1.088	1.73	0.118	0.0074 34728	0.03213325 6
<b>BPI fold-containing family B member 1</b>	1.2 5	1.062	1.472	0.0833	0.0074 44069	0.03214572 3

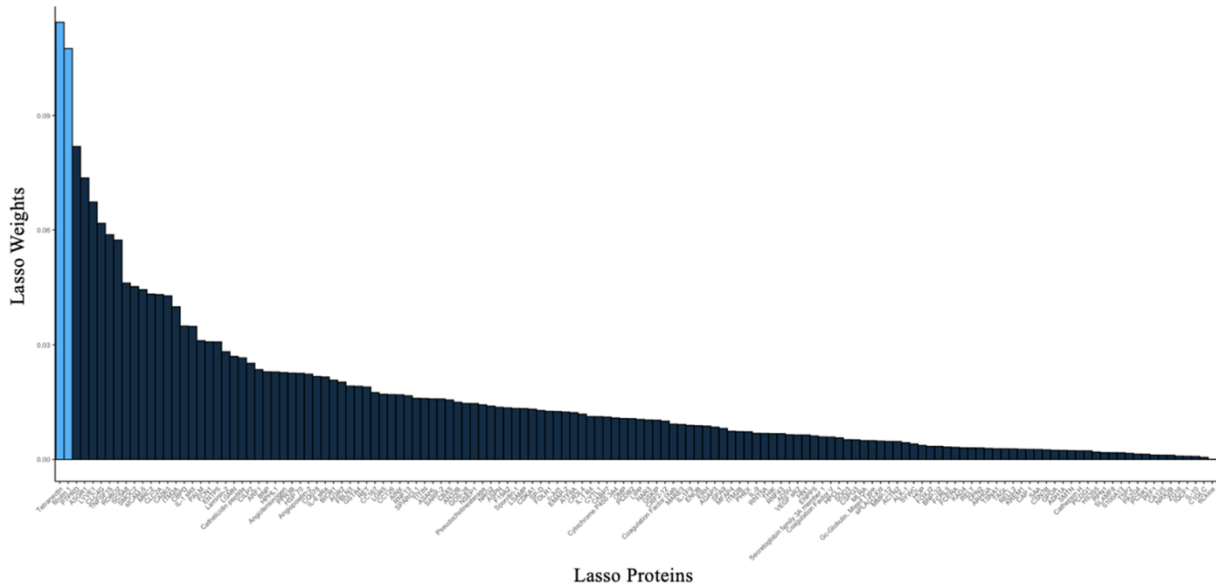
<b>Peptidyl-prolyl cis-trans isomerase FKBP3</b>	1.1 38	1.035	1.251	0.0483	0.0074 73423	0.03224451 9
<b>Fc receptor-like protein 1</b>	1.2 78	1.068	1.531	0.0919	0.0075 61679	0.03259705 7
<b>Pancreatic triacylglycerol lipase</b>	0.8 45	0.747	0.956	0.0629	0.0075 74886	0.03262574 2
<b>Down syndrome cell adhesion molecule-like protein 1</b>	1.3 92	1.092	1.775	0.124	0.0076 22942	0.03280434 8
<b>Peroxisome assembly protein 26</b>	0.6 38	0.459	0.888	0.168	0.0076 96998	0.03309443 3
<b>Interleukin-12 subunit beta</b>	1.2 95	1.071	1.567	0.0971	0.0077 19338	0.03316185 1
<b>14-3-3 protein zeta/delta</b>	1.1 29	1.032	1.234	0.0455	0.0077 62833	0.03331995 5
<b>Chordin-like protein 2</b>	1.3 68	1.086	1.724	0.118	0.0077 99119	0.03344686 6
<b>Vacuolar protein sorting-associated protein 4B</b>	0.6 89	0.523	0.907	0.14	0.0078 48732	0.03363066 8
<b>Docking protein 2</b>	1.0 93	1.024	1.167	0.0335	0.0078 6696	0.03367979
<b>SHC-transforming protein 1</b>	1.1 67	1.041	1.308	0.0582	0.0078 95373	0.03377239
<b>Metalloproteinase inhibitor 4</b>	1.3 42	1.08	1.667	0.111	0.0079 40624	0.03393679 4
<b>DnaJ homolog subfamily B member 11</b>	1.2 67	1.064	1.51	0.0893	0.0079 59355	0.03398767 3
<b>Protein kinase C-binding protein NELL1</b>	0.7 75	0.642	0.936	0.096	0.0080 29163	0.03425638 7
<b>Eukaryotic translation initiation factor 5A-2</b>	1.1 6	1.039	1.296	0.0562	0.0080 66554	0.03438645
<b>RNA-binding protein 3</b>	1.2 19	1.053	1.411	0.0748	0.0080 9908	0.03446608 5
<b>Ubiquitin-conjugating enzyme E2 K</b>	1.1 78	1.044	1.33	0.0619	0.0080 93815	0.03446608 5
<b>Ephrin type-B receptor 1</b>	1.2 46	1.059	1.467	0.0832	0.0081 4008	0.03458144 8
<b>Deoxynucleoside triphosphate triphosphohydrolase SAMHD1</b>	0.5 63	0.368	0.862	0.217	0.0081 35331	0.03458144 8
<b>Protein canopy homolog 3</b>	1.1 88	1.046	1.35	0.0652	0.0081 53574	0.03460924 3
<b>Dynammin-2</b>	1.1 16	1.029	1.21	0.0414	0.0081 87887	0.03472528 8
<b>Interferon alpha-16</b>	0.6 76	0.505	0.904	0.148	0.0083 78261	0.03550243 4
<b>Anthrax toxin receptor 1</b>	0.6 54	0.477	0.897	0.161	0.0084 04763	0.03558445 2
<b>T-complex protein 1 subunit theta</b>	1.1 28	1.031	1.234	0.0458	0.0084 8226	0.03588205 1
<b>Peroxisomal carnitine O-octanoyltransferase</b>	1.1 66	1.04	1.307	0.0583	0.0085 54752	0.03615798 7
<b>Interleukin-17F</b>	0.6 55	0.477	0.898	0.161	0.0085 82957	0.03624643 2
<b>Growth hormone variant</b>	1.1 86	1.044	1.347	0.065	0.0087 63069	0.03697569 5
<b>D-glucuronyl C5-epimerase</b>	0.6 71	0.498	0.904	0.152	0.0088 13531	0.03715713 1
<b>Carboxypeptidase B2</b>	0.4 9	0.288	0.836	0.272	0.0088 63445	0.03733594 9
<b>Cytoplasmic protein NCK2</b>	1.0 9	1.022	1.163	0.033	0.0088 74107	0.03734926 5
<b>Kremen protein 1</b>	1.8 7	1.17	2.991	0.24	0.0089 50907	0.03764068 2
<b>Tyrosine-protein kinase BTK</b>	1.0 89	1.021	1.16	0.0325	0.0089 61603	0.03765385 7
<b>Suppressor of cytokine signaling 3</b>	0.6 39	0.457	0.894	0.171	0.0089 72039	0.03766592
<b>3-keto-steroid reductase</b>	1.1 37	1.032	1.251	0.049	0.0089 94587	0.03772877 1

Neurexin-2-beta	0.5 83	0.389	0.874	0.207	0.0090 55627	0.03795283 5
Tubulin-specific chaperone E	1.0 97	1.023	1.176	0.0355	0.0090 71796	0.03798862 3
RNA binding protein fox-1 homolog 2	1.3 96	1.087	1.794	0.128	0.0090 81908	0.03799900 6
Glutathione reductase, mitochondrial	0.7 38	0.587	0.928	0.117	0.0092 53999	0.03868653 2
Leucine-rich repeat transmembrane neuronal protein 4	0.5 26	0.324	0.853	0.247	0.0092 67554	0.03871069 6
Small glutamine-rich tetratricopeptide repeat-containing protein alpha	1.1 2	1.028	1.219	0.0435	0.0092 83242	0.03874372 5
Nectin-2	1.6 34	1.129	2.365	0.189	0.0093 09549	0.03882097 4
Growth/differentiation factor 7	1.2 98	1.066	1.579	0.1	0.0093 23782	0.03884779 1
VPS10 domain-containing receptor SorCS1	1.5 32	1.11	2.112	0.164	0.0093 60538	0.03896832 5
Angiotensinogen	0.6 99	0.534	0.916	0.138	0.0093 84167	0.03903405 7
cGMP-specific 3',5'-cyclic phosphodiesterase	1.1	1.024	1.182	0.0367	0.0094 12242	0.03911815 9
BRISC complex subunit Abro1	1.2 39	1.054	1.456	0.0825	0.0094 43309	0.03921454 2
Vacuolar protein sorting-associated protein 4A	1.1 55	1.036	1.288	0.0555	0.0094 6437	0.03926924 7
Arsenite methyltransferase	0.6 62	0.485	0.904	0.159	0.0094 7254	0.03927042
Myeloid zinc finger 1	0.6 68	0.492	0.906	0.156	0.0095 44851	0.03953728 3
Proenkephalin-A	1.2 82	1.062	1.548	0.0961	0.0096 17029	0.03980315
Bromodomain testis-specific protein	0.6 05	0.413	0.885	0.194	0.0096 26941	0.03981107 9
Pro-neuregulin-2, membrane-bound isoform	1.2 99	1.065	1.583	0.101	0.0096 43965	0.03984838 4
Glutaredoxin-3	1.1 44	1.033	1.267	0.0521	0.0096 69587	0.03991496 4
Phosphatidylinositol transfer protein alpha isoform	0.5 2	0.316	0.853	0.253	0.0096 76112	0.03991496 4
G antigen 2A	1.2 43	1.054	1.465	0.0841	0.0097 48269	0.04017933
Inter-alpha-trypsin inhibitor heavy chain H5	1.4 11	1.087	1.831	0.133	0.0097 72735	0.04024685 5
Receptor-type tyrosine-protein phosphatase H	0.6 63	0.486	0.906	0.159	0.0097 85211	0.04026493 2
Platelet glycoprotein 4	0.8 04	0.681	0.949	0.0846	0.0098 1546	0.04035605
TATA-binding protein-associated factor 2N	1.2 1	1.047	1.398	0.0737	0.0098 42638	0.04040106 8
EKC/KEOPS complex subunit TPRKB	0.6 27	0.44	0.894	0.181	0.0098 34639	0.04040106 8
ADP-ribosylation factor GTPase-activating protein 1	0.5 78	0.381	0.877	0.212	0.0098 74699	0.04049928
Steroid receptor RNA activator 1	1.3 09	1.067	1.606	0.104	0.0098 87837	0.04051978 7
Osteopontin	1.2 67	1.058	1.516	0.0917	0.0099 42058	0.04070847 5
Pirin	1.3 99	1.084	1.806	0.13	0.0100 02187	0.04092102 7
Ubiquitin-conjugating enzyme E2 A	0.5 55	0.354	0.869	0.229	0.0100 2954	0.04099924 3
ATP synthase subunit O, mitochondrial	1.0 93	1.021	1.17	0.0347	0.0101 15333	0.04124835 6
Chymase	0.6 98	0.531	0.918	0.14	0.0101 10361	0.04124835 6
NAD-dependent protein deacetylase sirtuin-2	0.7 86	0.654	0.944	0.0936	0.0101 06569	0.04124835 6

<b>Protein CEI</b>	0.7 5	0.602	0.934	0.112	0.0101 51874	0.04136348 9
<b>Interleukin-27 receptor subunit alpha</b>	1.3 43	1.073	1.683	0.115	0.0101 89948	0.04148467
<b>Tyrosine-protein kinase Fer</b>	1.0 8	1.018	1.146	0.0301	0.0102 34613	0.04161666 4
<b>Forkhead box protein L2</b>	1.2 43	1.053	1.468	0.0847	0.0102 39087	0.04161666 4
<b>Mitotic spindle assembly checkpoint protein MAD1</b>	0.6 22	0.433	0.894	0.185	0.0102 76749	0.04173567 3
<b>Stabilin-1</b>	0.5 42	0.339	0.865	0.239	0.0103 3585	0.04194148 2
<b>Nuclear receptor-binding protein</b>	0.6 74	0.499	0.911	0.154	0.0103 55111	0.04198542 2
<b>TIR domain-containing adapter molecule 2</b>	1.2 4	1.052	1.462	0.084	0.0104 29369	0.04225209 8
<b>Dual specificity tyrosine-phosphorylation-regulated kinase 3</b>	0.5 64	0.364	0.874	0.224	0.0104 682	0.04237493 4
<b>Epithelial discoidin domain-containing receptor 1</b>	1.2 98	1.063	1.584	0.102	0.0104 90758	0.04243174 8
<b>E3 ubiquitin-protein ligase RNF13</b>	0.5 61	0.36	0.874	0.226	0.0105 33381	0.04256956 5
<b>High mobility group protein B3</b>	0.7 19	0.558	0.926	0.129	0.0106 10772	0.04284755 2
<b>Protein S100-A4</b>	0.7 23	0.564	0.927	0.127	0.0106 42484	0.04294078 3
<b>PEST proteolytic signal-containing nuclear protein</b>	1.1 37	1.03	1.254	0.0502	0.0106 56814	0.04296378 7
<b>cGMP-specific 3',5'-cyclic phosphodiesterase</b>	1.0 87	1.02	1.16	0.0328	0.0106 67326	0.04297137 2
<b>Synaptotagmin-like protein 4</b>	1.0 78	1.018	1.142	0.0295	0.0106 9561	0.04305047 7
<b>AP-1 complex subunit gamma-like 2</b>	1.1 11	1.025	1.204	0.0411	0.0107 43287	0.04320745 2
<b>Hematological and neurological expressed 1 protein</b>	0.8 42	0.738	0.961	0.0674	0.0107 96085	0.04336220 9
<b>Copper chaperone for superoxide dismutase</b>	0.7 69	0.628	0.941	0.103	0.0107 99185	0.04336220 9
<b>Mimecan</b>	1.2 95	1.061	1.58	0.102	0.0108 53015	0.04354324
<b>Angiotensin-related protein 3</b>	1.4 3	1.086	1.885	0.141	0.0109 55862	0.04392048 2
<b>Interleukin-13</b>	0.5 74	0.374	0.881	0.219	0.0110 41551	0.04422838 5
<b>Membrane cofactor protein</b>	1.7 6	1.138	2.723	0.223	0.0110 68614	0.04427068 3
<b>TGF-beta receptor type-2</b>	0.7 37	0.583	0.933	0.12	0.0110 69894	0.04427068 3
<b>Leucine-rich repeat-containing protein 59</b>	1.0 71	1.016	1.129	0.0269	0.0110 96287	0.04434062
<b>Ras-related protein Rab-5B</b>	1.1 4	1.03	1.262	0.0517	0.0111 15708	0.04435137 1
<b>Hemoglobin subunit zeta</b>	0.6 61	0.481	0.91	0.163	0.0111 16793	0.04435137 1
<b>Exosome complex component RRP43</b>	1.2 07	1.044	1.395	0.0741	0.0112 11533	0.04469353 2
<b>Cytochrome b5</b>	1.2 57	1.053	1.5	0.0903	0.0112 89348	0.04496773 1
<b>Heterogeneous nuclear ribonucleoprotein A/B</b>	1.3 01	1.061	1.594	0.104	0.0112 99318	0.04497146 5
<b>Tumor necrosis factor receptor superfamily member 12A</b>	1.1 87	1.04	1.356	0.0678	0.0113 34495	0.04503946 6
<b>Beta-casein</b>	0.8 04	0.679	0.952	0.0863	0.0113 29565	0.04503946 6
<b>Pre-mRNA-processing factor 6</b>	0.6 53	0.47	0.908	0.168	0.0113 5293	0.04507674 5
<b>Malate dehydrogenase, mitochondrial</b>	1.1 1	1.024	1.204	0.0414	0.0114 86617	0.04557120 7

<b>T-cell surface glycoprotein CD5</b>	1.3 83	1.075	1.779	0.128	0.0115 16893	0.04565494 3
<b>Lysine--tRNA ligase</b>	1.1 18	1.025	1.219	0.0441	0.0115 31382	0.04567601 6
<b>Transmembrane and coiled-coil domains protein 3</b>	0.7 95	0.665	0.95	0.0908	0.0115 64643	0.04577134 8
<b>Bis(5'-nucleosyl)-tetrphosphatase [asymmetrical]</b>	1.1 05	1.023	1.194	0.0395	0.0116 10411	0.04591599 3
<b>Calcium-binding protein 7</b>	0.7 69	0.627	0.943	0.104	0.0116 55214	0.04605659 7
<b>NKG2-E type II integral membrane protein</b>	1.3 86	1.075	1.786	0.129	0.0117 29366	0.04627615 9
<b>Glycine amidinotransferase, mitochondrial</b>	1.1 25	1.026	1.232	0.0467	0.0117 29314	0.04627615 9
<b>2-phosphoxylose phosphatase 1</b>	0.5 81	0.381	0.886	0.216	0.0117 70511	0.04640172 3
<b>Cold-inducible RNA-binding protein</b>	1.1 29	1.027	1.241	0.0483	0.0118 67439	0.04674682
<b>Heat shock 70 kDa protein 1B</b>	1.3 25	1.064	1.649	0.112	0.0119 13212	0.04689002 5
<b>Cadherin-8</b>	0.7 86	0.652	0.948	0.0958	0.0119 88496	0.04714907
<b>Neurotrimin</b>	0.6 5	0.464	0.911	0.172	0.0123 09833	0.04837463
<b>Eukaryotic translation initiation factor 3 subunit G</b>	1.1 36	1.028	1.256	0.0511	0.0123 55834	0.04840259 6
<b>Toll-interacting protein</b>	1.1	1.021	1.185	0.038	0.0123 48544	0.04840259 6
<b>BTB/POZ domain-containing protein KCTD5</b>	0.5 69	0.366	0.885	0.225	0.0123 38795	0.04840259 6
<b>Neuron-specific vesicular protein calcyon</b>	1.3 44	1.066	1.693	0.118	0.0123 47364	0.04840259 6
<b>Chloride channel protein ClC-Kb</b>	1.1 5	1.031	1.283	0.0558	0.0124 20767	0.04861871 2
<b>Extracellular superoxide dismutase [Cu-Zn]</b>	1.2 68	1.052	1.527	0.095	0.0124 84808	0.04883099 6
<b>Keratin, type II cytoskeletal 7</b>	0.7 13	0.546	0.93	0.136	0.0124 98733	0.04884708 9
<b>Ubiquitin thioesterase OTUB2</b>	0.6 67	0.486	0.917	0.162	0.0126 52609	0.04940967 7
<b>PIK3CA/PIK3R1</b>	1.2 11	1.042	1.407	0.0767	0.0127 18267	0.04962715 5
<b>Acyl-CoA-binding protein</b>	1.2 16	1.043	1.419	0.0787	0.0127 86465	0.04985419 6
<b>Pregnancy-specific beta-1-glycoprotein 3</b>	1.2 85	1.055	1.566	0.101	0.0128 22956	0.04995735 3
<b>NmrA-like family domain-containing protein 1</b>	1.1 73	1.034	1.33	0.0641	0.0128 41856	0.04999186 8

Supplemental Figure 1: Barchart of absolute weights from 140 proteins prioritized by LASSO model. Tetranectin and fibulin-1 model weights were significantly higher than other protein weights in developed LASSO on EXSCEL proteomics cohort. Barchart of absolute weights from 140 LASSO model proteins. Tetranectin and fibulin-1 (blue) had significantly higher absolute weight values compared to the other heavily ranked proteins that were predictive



Supplement Table 5: LASSO model weights of 140 prioritized proteins in EXSCEL proteomics cohort. These weights were used to calculate the EXSCEL protein score. Bolded proteins are significantly modified by GLP-1 RA treatment at 12 months in linear mixed modeling (p-value <0.05). KEGG pathway annotation represents curated annotations based on established gene/protein function. Formal statistical pathway enrichment analysis was underpowered at this set size and did not achieve FDR-corrected significance.

Protein	LASSO Coefficient	GLP-1 RA Modified	Coefficient Direction	KEGG Pathway Annotation
<b>Tetranectin</b>	<b>-0.1144036</b>	<b>Yes</b>	<b>Protective</b>	<b>hsa04512: ECM-receptor interaction</b>
Receptor-type tyrosine-protein phosphatase delta	-0.0819269	No	Protective	hsa04014: Ras signaling pathway
<b>Lymphatic vessel endothelial hyaluronic acid receptor 1</b>	<b>-0.0673018</b>	<b>Yes</b>	<b>Protective</b>	<b>hsa04151: PI3K-Akt signaling pathway</b>
Carboxypeptidase D	-0.0349034	No	Protective	hsa04614: Renin-angiotensin system
<b>Interleukin-1 receptor type 2</b>	<b>-0.0348093</b>	<b>Yes</b>	<b>Protective</b>	<b>hsa04060: Cytokine-cytokine receptor interaction; hsa04657: IL-17 signaling pathway</b>

<b>Ectonucleoside triphosphate diphosphohydrolase 5</b>	<b>-0.0307437</b>	<b>Yes</b>	<b>Protective</b>	<b>hsa04141: Protein processing in endoplasmic reticulum; hsa00230: Purine metabolism</b>
Legumain	-0.0269726	No	Protective	hsa04142: Lysosome
<b>Cathelicidin antimicrobial peptide</b>	<b>-0.0265670</b>	<b>Yes</b>	<b>Protective</b>	<b>hsa04620: Toll-like receptor signaling pathway; hsa04062: Chemokine signaling pathway</b>
Cartilage intermediate layer protein 2	-0.0251522	No	Protective	hsa04512: ECM-receptor interaction
Hephaestin-like protein 1	-0.0228667	No	Protective	hsa04216: Ferroptosis
Angiotensinogen	-0.0227303	No	Protective	hsa04614: Renin-angiotensin system
Protein phosphatase 1 regulatory subunit 3B	-0.0225943	No	Protective	hsa04910: Insulin signaling pathway; hsa00500: Starch and sucrose metabolism
<b>Heat shock 70 kDa protein 1A</b>	<b>-0.0225457</b>	<b>Yes</b>	<b>Protective</b>	<b>hsa04141: Protein processing in endoplasmic reticulum; hsa04010: MAPK signaling pathway</b>
Uncharacterized protein C17orf78	-0.0216699	No	Protective	Not annotated in KEGG
Interleukin-6 receptor subunit alpha	-0.0215328	No	Protective	hsa04060: Cytokine-cytokine receptor interaction; hsa04630: JAK-STAT signaling pathway
Anterior gradient protein 2 homolog	-0.0202313	No	Protective	hsa04141: Protein processing in endoplasmic reticulum
<b>Proto-oncogene tyrosine-protein kinase receptor Ret</b>	<b>-0.0189000</b>	<b>Yes</b>	<b>Protective</b>	<b>hsa04010: MAPK signaling pathway; hsa04151: PI3K-Akt signaling pathway; hsa05200: Pathways in cancer</b>
Coiled-coil domain-containing protein 167	-0.0174728	No	Protective	Not annotated in KEGG
Leucine-rich repeat-containing G-protein coupled receptor 5	-0.0170453	No	Protective	hsa04310: Wnt signaling pathway
Coiled-coil domain-containing protein 126	-0.0169396	No	Protective	Not annotated in KEGG
E3 ubiquitin-protein ligase RNF13	-0.0166299	No	Protective	hsa04120: Ubiquitin mediated proteolysis
SPARC-like protein 1	-0.0159788	No	Protective	hsa04512: ECM-receptor interaction
<b>N-acyl ethanolamine-hydrolyzing acid amidase</b>	<b>-0.0158083</b>	<b>Yes</b>	<b>Protective</b>	<b>hsa00591: Linoleic acid metabolism; hsa04726: Serotonergic synapse</b>
<b>Cholinesterase</b>	<b>-0.0142508</b>	<b>Yes</b>	<b>Protective</b>	<b>hsa00564: Glycerophospholipid metabolism;</b>

				<b>hsa04725: Cholinergic synapse</b>
<b>Asporin</b>	<b>-0.0136156</b>	<b>Yes</b>	<b>Protective</b>	<b>hsa04512: ECM-receptor interaction;</b> <b>hsa04350: TGF-beta signaling pathway</b>
Protein FAM19A2	-0.0134619	No	Protective	Not annotated in KEGG
Endothelial monocyte-activating polypeptide 2	-0.0123383	No	Protective	hsa04141: Protein processing in endoplasmic reticulum
<b>Cyclic AMP-dependent transcription factor ATF-6 alpha</b>	<b>-0.0121858</b>	<b>Yes</b>	<b>Protective</b>	<b>hsa04141: Protein processing in endoplasmic reticulum;</b> <b>hsa04932: Non-alcoholic fatty liver disease</b>
Calcium-binding protein 7	-0.0110565	No	Protective	hsa04020: Calcium signaling pathway
Cytochrome P450 3A4	-0.0108413	No	Protective	hsa00140: Steroid hormone biosynthesis; hsa00590: Arachidonic acid metabolism
Olfactory marker protein	-0.0106942	No	Protective	Not annotated in KEGG
Protocadherin beta-2	-0.0106625	No	Protective	hsa04514: Cell adhesion molecules
<b>Pancreatic triacylglycerol lipase</b>	<b>-0.0104663</b>	<b>Yes</b>	<b>Protective</b>	<b>hsa00561: Glycerolipid metabolism;</b> <b>hsa04972: Pancreatic secretion</b>
<b>Ecto-ADP-ribosyltransferase 3</b>	<b>-0.0102957</b>	<b>Yes</b>	<b>Protective</b>	<b>Not annotated in KEGG</b>
Coagulation factor IXab	-0.0092280	No	Protective	hsa04610: Complement and coagulation cascades
<b>Beta-enolase</b>	<b>-0.0088046</b>	<b>Yes</b>	<b>Protective</b>	<b>hsa00010: Glycolysis / Gluconeogenesis;</b> <b>hsa01200: Carbon metabolism</b>
Arf-GAP with GTPase, ANK repeat and PH domain-containing protein 3	-0.0084468	No	Protective	hsa04144: Endocytosis
3-ketoacyl-CoA thiolase, peroxisomal	-0.0067187	No	Protective	hsa00071: Fatty acid degradation; hsa00280: Valine, leucine and isoleucine degradation
E3 ubiquitin-protein ligase RNF43	-0.0067051	No	Protective	hsa04310: Wnt signaling pathway; hsa04120: Ubiquitin mediated proteolysis
Vascular endothelial growth factor receptor 2	-0.0063902	No	Protective	hsa04370: VEGF signaling pathway; hsa04066: HIF-1 signaling pathway
<b>Hematological and neurological expressed 1 protein</b>	<b>-0.0063893</b>	<b>Yes</b>	<b>Protective</b>	<b>Not annotated in KEGG</b>
Ectonucleotide pyrophosphatase/phospho	-0.0061387	No	Protective	hsa00230: Purine metabolism

diesterase family member 5				
Coagulation Factor V	-0.0058480	No	Protective	hsa04610: Complement and coagulation cascades
Hippocalcin-like protein 1	-0.0056220	No	Protective	hsa04020: Calcium signaling pathway
Neurocan core protein	-0.0051238	No	Protective	hsa04514: Cell adhesion molecules; hsa05205: Proteoglycans in cancer
Myosin regulatory light chain 2, atrial isoform	-0.0049108	No	Protective	hsa04260: Cardiac muscle contraction; hsa05410: Hypertrophic cardiomyopathy
<b>Vitamin D-binding protein</b>	<b>-0.0048845</b>	<b>Yes</b>	<b>Protective</b>	<b>hsa04978: Mineral absorption; hsa04961: Endocrine and other factor-regulated calcium reabsorption</b>
<b>Group XIIB secretory phospholipase A2-like protein</b>	<b>-0.0047474</b>	<b>Yes</b>	<b>Protective</b>	<b>hsa00564: Glycerophospholipid metabolism; hsa04726: Serotonergic synapse</b>
Homeodomain-only protein	-0.0036615	No	Protective	Not annotated in KEGG
Tumor necrosis factor receptor superfamily member 19L	-0.0030058	No	Protective	hsa04060: Cytokine-cytokine receptor interaction
Carboxypeptidase N subunit 2	-0.0029891	No	Protective	hsa04610: Complement and coagulation cascades
<b>Rho guanine nucleotide exchange factor 10</b>	<b>-0.0028605</b>	<b>Yes</b>	<b>Protective</b>	<b>hsa04014: Ras signaling pathway; hsa04810: Regulation of actin cytoskeleton</b>
t-SNARE domain-containing protein 1	-0.0027782	No	Protective	hsa04130: SNARE interactions in vesicular transport
RELT-like protein 2	-0.0027351	No	Protective	hsa04060: Cytokine-cytokine receptor interaction
COP9 signalosome complex subunit 7b	-0.0024822	No	Protective	hsa04120: Ubiquitin mediated proteolysis
Glycerol-3-phosphate dehydrogenase [NAD(+)], cytoplasmic	-0.0023579	No	Protective	hsa00561: Glycerolipid metabolism; hsa00010: Glycolysis / Gluconeogenesis
<b>Alcohol dehydrogenase 1A</b>	<b>-0.0023449</b>	<b>Yes</b>	<b>Protective</b>	<b>hsa00830: Retinol metabolism; hsa00010: Glycolysis / Gluconeogenesis</b>
Heparan sulfate glucosamine 3-O-sulfotransferase 5	-0.0019362	No	Protective	hsa00534: Glycosaminoglycan biosynthesis — heparan sulfate / heparin
Neurexin-2-beta	-0.0010892	No	Protective	hsa04514: Cell adhesion molecules; hsa04723: Retrograde

				endocannabinoid signaling
<b>IQ domain-containing protein F1</b>	<b>-0.0008098</b>	<b>Yes</b>	<b>Protective</b>	<b>Not annotated in KEGG</b>
<b>C1GALT1-specific chaperone 1</b>	<b>-0.0005396</b>	<b>Yes</b>	<b>Protective</b>	<b>hsa00512: Mucin type O-glycan biosynthesis</b>
C-C motif chemokine 21	-0.0000495	No	Protective	hsa04060: Cytokine-cytokine receptor interaction; hsa04062: Chemokine signaling pathway
Interleukin-10	0.0007721	No	Risk-associated	hsa04060: Cytokine-cytokine receptor interaction; hsa04630: JAK-STAT signaling pathway
<b>Zymogen granule membrane protein 16</b>	<b>0.0008521</b>	<b>Yes</b>	<b>Risk-associated</b>	<b>Not annotated in KEGG</b>
<b>Mucin-16</b>	<b>0.0010985</b>	<b>Yes</b>	<b>Risk-associated</b>	<b>hsa05205: Proteoglycans in cancer</b>
<b>Peflin</b>	<b>0.0011325</b>	<b>Yes</b>	<b>Risk-associated</b>	<b>Not annotated in KEGG</b>
ProSAAS	0.0013540	No	Risk-associated	hsa04024: cAMP signaling pathway
Proliferation-associated protein 2G4	0.0013894	No	Risk-associated	hsa03008: Ribosome biogenesis in eukaryotes
<b>Thrombospondin-2</b>	<b>0.0015784</b>	<b>Yes</b>	<b>Risk-associated</b>	<b>hsa04512: ECM-receptor interaction; hsa04350: TGF-beta signaling pathway; hsa04151: PI3K-Akt signaling pathway</b>
<b>Protein S100-A13</b>	<b>0.0017507</b>	<b>Yes</b>	<b>Risk-associated</b>	<b>hsa04020: Calcium signaling pathway; hsa04010: MAPK signaling pathway</b>
SLAM family member 8	0.0017739	No	Risk-associated	hsa04650: Natural killer cell mediated cytotoxicity
Dolichyl-diphosphooligosaccharide--protein glycosyltransferase subunit 1	0.0017899	No	Risk-associated	hsa00510: N-Glycan biosynthesis; hsa04141: Protein processing in endoplasmic reticulum
<b>Protocadherin gamma-A1</b>	<b>0.0022281</b>	<b>Yes</b>	<b>Risk-associated</b>	<b>hsa04514: Cell adhesion molecules</b>
Cathepsin H	0.0022339	No	Risk-associated	hsa04142: Lysosome
Smoothelin	0.0022696	No	Risk-associated	hsa04270: Vascular smooth muscle contraction
Serum amyloid A-1 protein	0.0025752	No	Risk-associated	hsa04610: Complement and coagulation cascades; hsa04060: Cytokine-cytokine receptor interaction
Adenylyl cyclase-associated protein 1	0.0026071	No	Risk-associated	hsa04810: Regulation of actin cytoskeleton

<b>Kremen protein 1</b>	<b>0.0026340</b>	<b>Yes</b>	<b>Risk-associated</b>	<b>hsa04310: Wnt signaling pathway</b>
Transgelin	0.0027647	No	Risk-associated	hsa04270: Vascular smooth muscle contraction
Adenylate kinase 4, mitochondrial	0.0030256	No	Risk-associated	hsa00230: Purine metabolism
High affinity immunoglobulin epsilon receptor subunit alpha	0.0031375	No	Risk-associated	hsa04664: Fc epsilon RI signaling pathway
Fc receptor-like protein 5	0.0032252	No	Risk-associated	hsa04662: B cell receptor signaling pathway
Brain natriuretic peptide 32	0.0034024	No	Risk-associated	hsa04022: cGMP-PKG signaling pathway; hsa04924: Renin secretion
<b>Forkhead box protein J2</b>	<b>0.0034035</b>	<b>Yes</b>	<b>Risk-associated</b>	<b>Not annotated in KEGG</b>
Tryptophan--tRNA ligase, cytoplasmic	0.0040519	No	Risk-associated	hsa00970: Aminoacyl-tRNA biosynthesis
Serine/threonine-protein kinase receptor R3 (ALK1/ACVRL1)	0.0043671	No	Risk-associated	hsa04350: TGF-beta signaling pathway; hsa04390: Hippo signaling pathway
<b>Alpha-actinin-2</b>	<b>0.0046523</b>	<b>Yes</b>	<b>Risk-associated</b>	<b>hsa04260: Cardiac muscle contraction; hsa04512: ECM-receptor interaction; hsa05410: Hypertrophic cardiomyopathy</b>
Macrophage metalloelastase (MMP-12)	0.0046596	No	Risk-associated	hsa04657: IL-17 signaling pathway; hsa04668: TNF signaling pathway; hsa05205: Proteoglycans in cancer
<b>Extracellular superoxide dismutase [Cu-Zn]</b>	<b>0.0051657</b>	<b>Yes</b>	<b>Risk-associated</b>	<b>hsa04146: Peroxisome; hsa04066: HIF-1 signaling pathway</b>
<b>Secretoglobulin family 3A member 1</b>	<b>0.0058897</b>	<b>Yes</b>	<b>Risk-associated</b>	<b>Not annotated in KEGG</b>
Adseverin	0.0064489	No	Risk-associated	hsa04810: Regulation of actin cytoskeleton
<b>Protein Wnt-5a</b>	<b>0.0067667</b>	<b>Yes</b>	<b>Risk-associated</b>	<b>hsa04310: Wnt signaling pathway; hsa04550: Signaling pathways regulating pluripotency of stem cells</b>
Interleukin-9	0.0067941	No	Risk-associated	hsa04060: Cytokine-cytokine receptor interaction; hsa04630: JAK-STAT signaling pathway
Phosphate-regulating neutral endopeptidase	0.0072363	No	Risk-associated	hsa04978: Mineral absorption

Integral membrane protein 2B	0.0072751	No	Risk-associated	Not annotated in KEGG
<b>Microfibril-associated glycoprotein 4</b>	<b>0.0073704</b>	<b>Yes</b>	<b>Risk-associated</b>	<b>hsa04610: Complement and coagulation cascades; hsa04512: ECM-receptor interaction</b>
Serpin A9	0.0080908	No	Risk-associated	hsa04610: Complement and coagulation cascades
Enhancer of rudimentary homolog	0.0087087	No	Risk-associated	Not annotated in KEGG
Interleukin-36 gamma	0.0088890	No	Risk-associated	hsa04060: Cytokine-cytokine receptor interaction; hsa04621: NOD-like receptor signaling pathway
Microtubule-associated protein RP/EB family member 3	0.0091291	No	Risk-associated	hsa04810: Regulation of actin cytoskeleton
<b>Interferon lambda receptor 1</b>	<b>0.0099568</b>	<b>Yes</b>	<b>Risk-associated</b>	<b>hsa04060: Cytokine-cytokine receptor interaction; hsa04630: JAK-STAT signaling pathway; hsa04620: Toll-like receptor signaling pathway</b>
GSK3-beta interaction protein	0.0102466	No	Risk-associated	hsa04310: Wnt signaling pathway
Cytokine-like protein 1	0.0111680	No	Risk-associated	Not annotated in KEGG
<b>Interleukin-1 receptor-like 1 (ST2)</b>	<b>0.0111952</b>	<b>Yes</b>	<b>Risk-associated</b>	<b>hsa04060: Cytokine-cytokine receptor interaction; hsa04657: IL-17 signaling pathway; hsa04010: MAPK signaling pathway</b>
Cyclic AMP-responsive element-binding protein 3-like protein 4	0.0118293	No	Risk-associated	hsa04141: Protein processing in endoplasmic reticulum; hsa04010: MAPK signaling pathway
Transcription factor AP-1	0.0125082	No	Risk-associated	hsa04010: MAPK signaling pathway; hsa04668: TNF signaling pathway; hsa04620: Toll-like receptor signaling pathway
Folate receptor alpha	0.0125792	No	Risk-associated	hsa00790: Folate biosynthesis; hsa04977: Vitamin digestion and absorption
<b>Pulmonary surfactant-associated protein D</b>	<b>0.0128089</b>	<b>Yes</b>	<b>Risk-associated</b>	<b>hsa04610: Complement and coagulation cascades; hsa04620: Toll-like receptor signaling pathway</b>

Cyclin-dependent kinase 2-associated protein 1	0.0131103	No	Risk-associated	hsa04110: Cell cycle
Limbic system-associated membrane protein	0.0132564	No	Risk-associated	hsa04514: Cell adhesion molecules
Spondin-1	0.0133010	No	Risk-associated	hsa04512: ECM-receptor interaction
Pro-neuregulin-2, membrane-bound isoform	0.0139333	No	Risk-associated	hsa04012: ErbB signaling pathway; hsa04010: MAPK signaling pathway
Nuclease-sensitive element-binding protein 1	0.0145572	No	Risk-associated	hsa03013: RNA transport
Golgi SNAP receptor complex member 1	0.0145995	No	Risk-associated	hsa04130: SNARE interactions in vesicular transport
<b>Acidic leucine-rich nuclear phosphoprotein 32 family member B</b>	<b>0.0149600</b>	<b>Yes</b>	<b>Risk-associated</b>	<b>hsa04210: Apoptosis</b>
Chromobox protein homolog 5	0.0155012	No	Risk-associated	Not annotated in KEGG
Secreted frizzled-related protein 1	0.0157873	No	Risk-associated	hsa04310: Wnt signaling pathway
Titin	0.0159108	No	Risk-associated	hsa04260: Cardiac muscle contraction; hsa04512: ECM-receptor interaction; hsa05410: Hypertrophic cardiomyopathy
Alpha-internexin	0.0168776	No	Risk-associated	Not annotated in KEGG
Glutathione S-transferase A4	0.0190983	No	Risk-associated	hsa00480: Glutathione metabolism; hsa04146: Peroxisome
<b>EGF-containing fibulin-like extracellular matrix protein 1</b>	<b>0.0191681</b>	<b>Yes</b>	<b>Risk-associated</b>	<b>hsa04512: ECM-receptor interaction; hsa04151: PI3K-Akt signaling pathway</b>
Bicaudal D-related protein 1	0.0207053	No	Risk-associated	Not annotated in KEGG
<b>Angiopoietin-2</b>	<b>0.0223188</b>	<b>Yes</b>	<b>Risk-associated</b>	<b>hsa04151: PI3K-Akt signaling pathway; hsa04014: Ras signaling pathway; hsa04066: HIF-1 signaling pathway</b>
Natriuretic peptides B	0.0228994	No	Risk-associated	hsa04022: cGMP-PKG signaling pathway; hsa04924: Renin secretion
<b>ADP-ribosylation factor 1</b>	<b>0.0235128</b>	<b>Yes</b>	<b>Risk-associated</b>	<b>hsa04144: Endocytosis; hsa04130: SNARE interactions in vesicular transport</b>
<b>Laminin-2</b>	<b>0.0281958</b>	<b>Yes</b>	<b>Risk-associated</b>	<b>hsa04512: ECM-receptor interaction; hsa04151: PI3K-Akt signaling pathway; hsa04510: Focal adhesion</b>

<b>Ficolin-1</b>	<b>0.0307750</b>	<b>Yes</b>	<b>Risk-associated</b>	<b>hsa04610: Complement and coagulation cascades</b>
Paralemmin-1	0.0311002	No	Risk-associated	Not annotated in KEGG
<b>Integral membrane protein 2A</b>	<b>0.0399496</b>	<b>Yes</b>	<b>Risk-associated</b>	<b>Not annotated in KEGG</b>
Arginine/serine-rich protein 1	0.0428071	No	Risk-associated	Not annotated in KEGG
C-type lectin domain family 2 member A	0.0431430	No	Risk-associated	hsa04650: Natural killer cell mediated cytotoxicity
<b>C-type mannose receptor 2</b>	<b>0.0432888</b>	<b>Yes</b>	<b>Risk-associated</b>	<b>hsa04145: Phagosome; hsa05152: Tuberculosis</b>
<b>Intercellular adhesion molecule 5</b>	<b>0.0444052</b>	<b>Yes</b>	<b>Risk-associated</b>	<b>hsa04514: Cell adhesion molecules; hsa04510: Focal adhesion</b>
SPARC-related modular calcium-binding protein 2	0.0452497	No	Risk-associated	hsa04512: ECM-receptor interaction
Sodium-coupled monocarboxylate transporter 1	0.0461607	No	Risk-associated	hsa04978: Mineral absorption
<b>Roundabout homolog 2</b>	<b>0.0573680</b>	<b>Yes</b>	<b>Risk-associated</b>	<b>hsa04360: Axon guidance</b>
Tumor necrosis factor ligand superfamily member 15	0.0587732	No	Risk-associated	hsa04060: Cytokine-cytokine receptor interaction; hsa04668: TNF signaling pathway
C-type lectin domain family 4 member G	0.0617585	No	Risk-associated	hsa04650: Natural killer cell mediated cytotoxicity
Asialoglycoprotein receptor 1	0.0736696	No	Risk-associated	hsa04144: Endocytosis
Fibulin-1	0.1074668	No	Risk-associated	hsa04512: ECM-receptor interaction; hsa04151: PI3K-Akt signaling pathway

Supplemental Table 6: *Pairwise bootstrap comparisons of  $\Delta$ AUPRC among proteomic machine-learning models in the EXSCEL held-out test set.* Pairwise differences in area under the precision-recall curve ( $\Delta$ AUPRC) are shown for LASSO, elastic net, gradient boosted trees, and random forest models. Values are reported as  $\Delta$ AUPRC with 95% confidence intervals and paired bootstrap p-values derived from stratified nonparametric bootstrap resampling of the held-out test set.

<b>Model comparison</b>	<b><math>\Delta</math>AUPRC (95% CI)</b>	<b>p-value</b>
LASSO vs Elastic Net	0.020 (-0.002, 0.043)	0.074
LASSO vs Gradient Boosted Trees	0.040 (-0.002, 0.081)	0.063
LASSO vs Random Forest	0.089 (0.043, 0.140)	<0.001
Elastic Net vs Gradient Boosted Trees	0.020 (-0.015, 0.052)	0.233
Elastic Net vs Random Forest	0.069 (0.028, 0.113)	<0.001
Gradient Boosted Trees vs Random Forest	0.048 (0.011, 0.092)	0.010

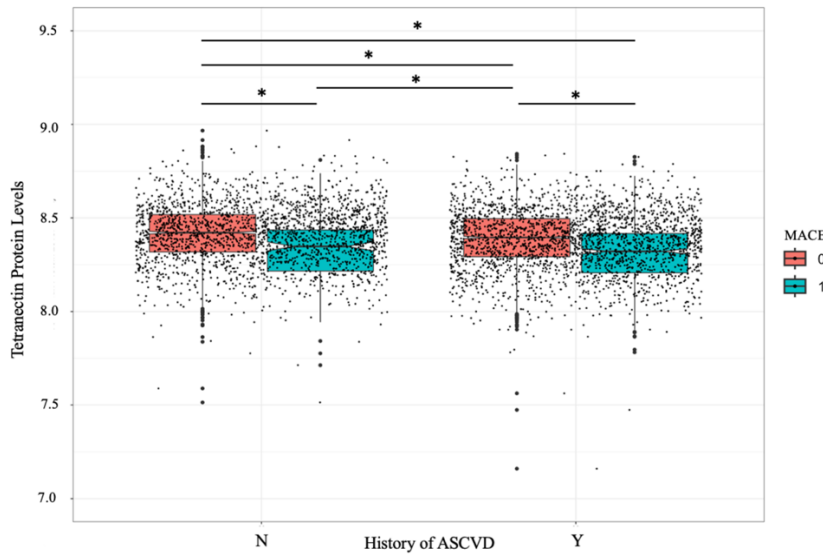
Supplemental Table 7: *Pairwise bootstrap comparisons of  $\Delta$ AUPRC among clinical and proteomic prediction models in the EXSCEL held-out test set.* Pairwise differences in area under the precision-recall curve ( $\Delta$ AUPRC) are shown for the clinical-only, protein-only, protein + clinical, and clinical + tetranectin + fibulin-1 models. Values are reported as  $\Delta$ AUPRC with 95% confidence intervals and paired bootstrap p-values derived from stratified nonparametric bootstrap resampling of the held-out test set.

<b>Model comparison</b>	<b><math>\Delta</math>AUPRC (95% CI)</b>	<b>p-value</b>
Protein only vs Clinical only	0.158 (0.103, 0.214)	<0.001
Protein + Clinical vs Clinical only	0.206 (0.144, 0.265)	<0.001
Clinical + tetranectin + fibulin-1 vs Clinical only	0.044 (0.007, 0.082)	0.017
Protein + Clinical vs Protein only	0.048 (0.022, 0.073)	<0.001
Clinical + tetranectin + fibulin-1 vs Protein only	-0.113 (-0.170, -0.061)	<0.001
Protein + Clinical vs Clinical + tetranectin + fibulin-1	0.162 (0.105, 0.218)	<0.001

<b>Model comparison</b>	<b><math>\Delta</math>AUPRC (95% CI)</b>	<b>p-value</b>
Protein only vs Clinical only	0.158 (0.103, 0.214)	<0.001
Protein + Clinical vs Clinical only	0.206 (0.144, 0.265)	<0.001
Clinical + Tetranectin + Fibulin-1 vs Clinical only	0.044 (0.007, 0.082)	0.017
Protein + Clinical vs Protein only	0.048 (0.022, 0.073)	<0.001
Clinical + Tetranectin + Fibulin-1 vs Protein only	-0.113 (-0.170, -0.061)	<0.001
Protein + Clinical vs Clinical + Tetranectin + Fibulin-1	0.162 (0.105, 0.218)	<0.001

Supplement Figure 2: *Boxplot of tetranectin levels stratified by MACE and history of ASCVD in EXSCEL proteomics cohort.* ANOVA testing of mean tetranectin levels in MACE+ individuals +/- history of ASCVD had significantly lower levels of circulating baseline tetranectin compared to MACE- individuals,  $p = 0.038$ . ASCVD+/MACE+ individuals had the lowest mean levels of

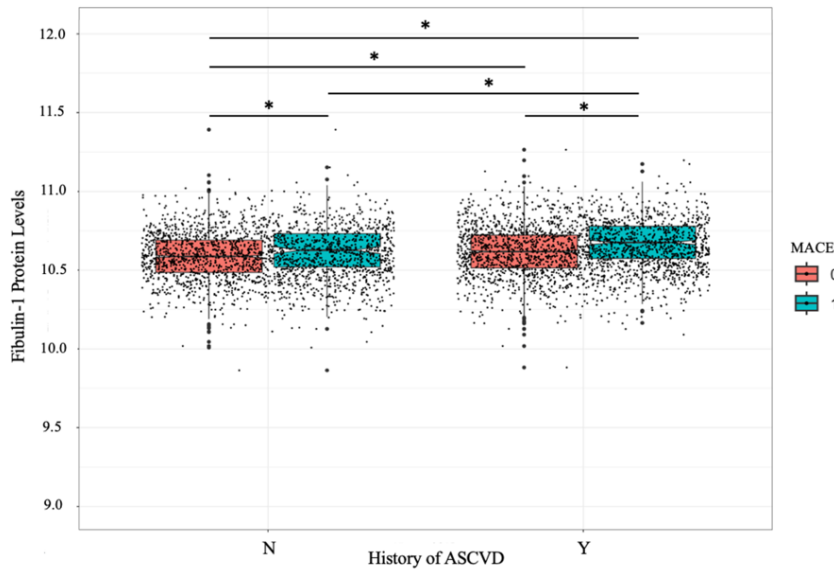
circulating tetranectin compared to all other groups. \*Significant p-value <0.05



Supplement Table 8: Post-hoc Tukey honestly significant difference results of baseline tetranectin levels (relative quantification) in cohorts with and without MACE and history of ASCVD in EXSCEL proteomics cohort. Post-hoc testing demonstrated significantly lower levels of baseline tetranectin levels in those with MACE and a history of ASCVD. \*Significant p-value <0.05

Group 1	Group 2	Estimate	95% CI Lower Bound	95% CI Upper Bound	FDR adjusted p-value
ASCVD+/MACE+	ASCVD-/MACE+	0.019	-0.015	0.053	0.49
ASCVD+/MACE+	ASCVD+/MACE-	0.073	0.052	0.093	4.6e <sup>-9</sup> *
ASCVD+/MACE+	ASCVD-/MACE-	0.10	0.081	0.12	4.6e <sup>-9</sup> *
ASCVD-/MACE+	ASCVD+/MACE-	0.054	0.024	0.084	2.7e <sup>-5</sup> *
ASCVD-/MACE+	ASCVD-/MACE-	0.083	0.053	0.11	4.4e <sup>-9</sup> *
ASCVD+/MACE-	ASCVD-/MACE-	0.029	0.016	0.042	5.2e <sup>-8</sup> *

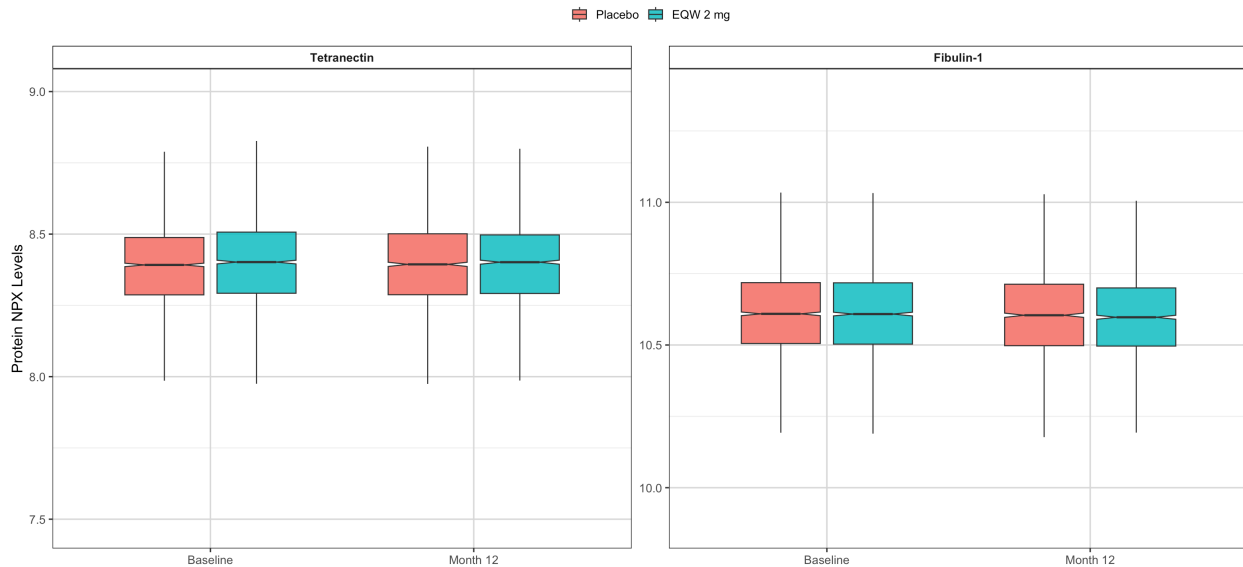
Supplement Figure 3: *Boxplot of fibulin-1 levels stratified by MACE and history of ASCVD in EXSCEL proteomics cohort.* MACE+ cohorts +/- history of ASCVD have significantly higher levels of circulating baseline fibulin-1 compared to MACE- individuals,  $p = 0.029$ . ASCVD+/MACE+ individuals have the highest mean levels of circulating fibulin-1 compared to all other groups. \*Significant p-value  $<0.05$



Supplement Table 9: *Post-hoc Tukey honestly significant difference results of baseline fibulin-1 levels (relative quantification) in history of ASCVD and MACE subsets in EXSCEL proteomics cohort.* Post-hoc testing demonstrated significantly higher levels of baseline fibulin-1 levels in people with MACE and history of ASCVD. \*Significant p-value  $<0.05$

Group 1	Group 2	Estimate	95% CI Lower Bound	95% CI Upper Bound	FDR adjusted p-value
ASCVD+/MACE+	ASCVD-/MACE+	-0.047	-0.080	-0.014	0.0015*
ASCVD+/MACE+	ASCVD+/MACE-	-0.060	-0.080	-0.040	$4.6e^{-9}$ *
ASCVD+/MACE+	ASCVD-/MACE-	-0.090	-0.11	-0.070	$4.6e^{-9}$ *
ASCVD-/MACE+	ASCVD+/MACE-	-0.013	-0.042	0.017	0.68
ASCVD-/MACE+	ASCVD-/MACE-	-0.043	-0.072	-0.013	0.0012 *
ASCVD+/MACE-	ASCVD-/MACE-	-0.030	-0.042	-0.017	$1.2e^{-8}$ *

Supplement Figure 4: *Boxplots of tetranectin and fibulin-1 levels at baseline and 12-months stratified by treatment arm in the EXSCEL proteomics cohort.* Visual differences in raw protein levels over time were modest. However, linear mixed-effect modeling demonstrated a significant treatment-associated change over time for tetranectin ( $p < 0.05$ ), whereas fibulin-1 did not show significant modification by GLP-1 RA treatment.



Supplemental Table 10: *Mean change in log-transformed protein NPX values from baseline to Month 12 by treatment arm in the EXSCEL proteomics cohort.* Values are shown as mean change (Month 12 – baseline) with standard deviation. Negative values reflect decreasing protein levels over time and positive values reflect increasing levels. Tetranectin demonstrated a modest directional difference between treatment arms, with a mean decrease in the GLP-1 RA group and a mean increase in the placebo group, whereas fibulin-1 showed similarly small mean decreases in both groups.

	Placebo (Mean Change, SD)	GLP-1 RA (Mean Change, SD)
Tetranectin	+0.00676 (0.129)	-0.00628 (0.134)
Fibulin-1	-0.0132 (0.144)	-0.0114 (0.145)

Supplement Table 11: <i>Causal mediation analysis of weight loss for GLP-1 RA–modified proteins.</i> Displayed are the average causal mediation effect (ACME), average direct effect (ADE), total effect (TE), proportion mediated for each protein, with 95% confidence intervals and corresponding p-values. Significant ACME values indicate proteins for which part of the treatment-associated change is mediated by weight loss from baseline to 12	ACME estimate (95% CI)	ACME p-value	ADE estimate (95% CI)	ADE p-value	TE estimate (95% CI)	TE p-value	Proportion mediated (95% CI)	Proportion mediated p-value

months. The proportion mediated represents the estimated fraction of the total treatment effect attributable to weight loss.								
Protein								
Kremen protein 1	- 0.0 11 (- 0.0 19, - 0.0 05)	< 0. 0 1	- 0.1 65 (- 0.2 13, - 0.1 19)	< 0. 0 1	- 0.1 76 (- 0.2 25, - 0.1 31)	< 0. 0 1	0.06 4 (0.0 26, 0.11 5)	<0.0 01
Roundabout homolog 2	- 0.0 10 (- 0.0 16, - 0.0 05)	< 0. 0 1	- 0.1 13 (- 0.1 55, - 0.0 72)	< 0. 0 1	- 0.1 23 (- 0.1 65, - 0.0 84)	< 0. 0 1	0.08 4 (0.0 40, 0.15 3)	<0.0 01
C-type mannose receptor 2	- 0.0 18 (- 0.0 27, - 0.0 11)	< 0. 0 1	- 0.1 88 (- 0.2 36, - 0.1 43)	< 0. 0 1	- 0.2 06 (- 0.2 53, - 0.1 59)	< 0. 0 1	0.08 5 (0.0 50, 0.13 1)	<0.0 01
Pulmonary surfactant-associated protein D	- 0.0 07 (- 0.0 11, - 0.0 02)	< 0. 0 1	- 0.0 58 (- 0.0 91, - 0.0 25)	< 0. 0 1	- 0.0 65 (- 0.0 97, - 0.0 32)	< 0. 0 1	0.10 3 (0.0 36, 0.23 0)	<0.0 01
Extracellular superoxide dismutase [Cu-Zn]	0.0 11 (0.0 06, 0.0 17)	< 0. 0 1	0.0 83 (0. 04 0, 0.1 22)	< 0. 0 1	0.0 94 (0. 05 0, 0.1 34)	< 0. 0 1	0.11 2 (0.0 56, 0.23 4)	<0.0 01
N-acylethanolamine-hydrolyzing acid amidase	0.0 09 (0.0 04, 0.0 14)	< 0. 0 1	0.0 69 (0. 02 8, 0.1 07)	< 0. 0 1	0.0 77 (0. 03 8, 0.1 14)	< 0. 0 1	0.11 3 (0.0 44, 0.25 2)	<0.0 01
Laminin-2	- 0.0	< 0.	- 0.1	< 0.	- 0.1	< 0.	0.11 7	<0.0 01

	14 (- 0.0 21, - 0.0 08)	0 0 1	07 (- 0.1 45, - 0.0 69)	0 0 1	22 (- 0.1 60, - 0.0 84)	.0 0 1	(0.0 63, 0.19 7)	
Peflin	0.0 12 (0.0 06, 0.0 19)	< 0. 0 1	0.0 89 (0. 04 6, 0.1 36)	< 0. 0 1	0.1 01 (0. 05 8, 0.1 46)	< 0 . 0 1	0.11 9 (0.0 52, 0.24 1)	<0.0 01
Thrombospondin-2	- 0.0 14 (- 0.0 21, - 0.0 08)	< 0. 0 1	- 0.0 96 (- 0.1 38, - 0.0 53)	< 0. 0 1	- 0.1 10 (- 0.1 53, - 0.0 68)	< 0 . 0 1	0.12 6 (0.0 65, 0.24 4)	<0.0 01
Microfibril-associated glycoprotein 4	- 0.0 16 (- 0.0 24, - 0.0 10)	< 0. 0 1	- 0.1 09 (- 0.1 53, - 0.0 65)	< 0. 0 1	- 0.1 25 (- 0.1 69, - 0.0 82)	< 0 . 0 1	0.13 0 (0.0 74, 0.22 4)	<0.0 01
Interleukin-1 receptor type 2	- 0.0 18 (- 0.0 25, - 0.0 12)	< 0. 0 1	- 0.1 16 (- 0.1 53, - 0.0 83)	< 0. 0 1	- 0.1 34 (- 0.1 71, - 0.1 02)	< 0 . 0 1	0.13 5 (0.0 87, 0.21 0)	<0.0 01
Heat shock 70 kDa protein 1A	- 0.0 15 (- 0.0 24, - 0.0 08)	< 0. 0 1	- 0.0 74 (- 0.1 27, - 0.0 21)	0. 0 1	- 0.0 90 (- 0.1 42, - 0.0 36)	< 0 . 0 1	0.16 8 (0.0 78, 0.45 1)	<0.0 01
Heat shock 70 kDa protein 1A	- 0.0 18 (- 0.0 26,	< 0. 0 1	- 0.0 83 (- 0.1 36,	0. 0 4	- 0.1 01 (- 0.1 54,	< 0 . 0 1	0.17 5 (0.0 87, 0.38 6)	<0.0 01

	- 0.0 10)		- 0.0 29)		- 0.0 47)			
Heat shock 70 kDa protein 1A	- 0.0 16 (- 0.0 25, - 0.0 08)	< 0. 0 1	- 0.0 69 (- 0.1 23, - 0.0 14)	0. 0 6	- 0.0 85 (- 0.1 39, - 0.0 32)	0 . 0 0 2	0.18 9 (0.0 83, 0.53 5)	0.00 2
Secretoglobin family 3A member 1	0.0 17 (0.0 12, 0.0 23)	< 0. 0 1	0.0 67 (0. 03 9, 0.0 94)	< 0. 0 1	0.0 84 (0. 05 7, 0.1 11)	< 0 . 0 0 1	0.20 4 (0.1 34, 0.31 9)	<0.0 01
Heat shock 70 kDa protein 1A	- 0.0 19 (- 0.0 27, - 0.0 11)	< 0. 0 1	- 0.0 69 (- 0.1 24, - 0.0 13)	0. 0 6	- 0.0 88 (- 0.1 43, - 0.0 32)	0 . 0 0 2	0.20 9 (0.1 05, 0.60 2)	0.00 2
Cyclic AMP-dependent transcription factor ATF-6 alpha	- 0.0 27 (- 0.0 36, - 0.0 20)	< 0. 0 1	- 0.0 83 (- 0.1 17, - 0.0 46)	< 0. 0 1	- 0.1 10 (- 0.1 46, - 0.0 73)	< 0 . 0 0 1	0.24 4 (0.1 63, 0.38 8)	<0.0 01
Tetranectin	- 0.0 13 (- 0.0 20, - 0.0 07)	< 0. 0 1	- 0.0 39 (- 0.0 87, 0.0 05)	0. 0 6	- 0.0 52 (- 0.1 00, - 0.0 09)	0 . 0 0 4	0.24 7 (0.0 86, 1.23 6)	0.02 4
Cholinesterase	- 0.0 22 (- 0.0 30, - 0.0 15)	< 0. 0 1	- 0.0 40 (- 0.0 79, - 0.0 01)	0. 0 4 4	- 0.0 61 (- 0.1 00, - 0.0 24)	< 0 . 0 0 1	0.35 3 (0.1 95, 0.96 8)	<0.0 01

Beta-enolase	- 0.0 36 (- 0.0 47, - 0.0 25)	< 0. 0 1	- 0.0 29 (- 0.0 76, 0.0 25)	0. 0. 5	- 0.0 64 (- 0.1 11, - 0.0 11)	0 . 0 1 8	0.53 5 (0.2 84, 2.39 6)	0.01 8
EGF-containing fibulin-like extracellular matrix protein 1	- 0.0 07 (- 0.0 13, - 0.0 03)	0. 0. 4	- 0.1 41 (- 0.1 79, - 0.1 06)	< 0. 0 1	- 0.1 48 (- 0.1 86, - 0.1 13)	< 0 0 1	0.05 0 (0.0 17, 0.09 1)	0.00 4
Lymphatic vessel endothelial hyaluronic acid receptor 1	- 0.0 07 (- 0.0 12, - 0.0 01)	0. 0. 4	- 0.1 10 (- 0.1 49, - 0.0 71)	< 0. 0 1	- 0.1 17 (- 0.1 55, - 0.0 76)	< 0 0 1	0.05 6 (0.0 13, 0.12 3)	0.00 4
Protocadherin gamma-A1	0.0 04 (0.0 01, 0.0 08)	0. 0. 6	- 0.0 48 (- 0.0 72, - 0.0 23)	< 0. 0 1	- 0.0 43 (- 0.0 68, - 0.0 19)	< 0 0 1	- 0.09 7 (- 0.25 5, - 0.02 4)	0.00 6
Heat shock 70 kDa protein 1A	- 0.0 08 (- 0.0 16, - 0.0 01)	0. 0. 6	- 0.0 92 (- 0.1 50, - 0.0 38)	0. 0. 2	- 0.1 00 (- 0.1 57, - 0.0 47)	0 . 0 0 2	0.08 2 (0.0 08, 0.22 8)	0.02 8
Interferon lambda receptor 1	- 0.0 06 (- 0.0 13, - 0.0 00)	0. 0. 6	- 0.0 67 (- 0.1 18, - 0.0 19)	0. 0. 2	- 0.0 73 (- 0.1 22, - 0.0 26)	< 0 0 1	0.08 4 (0.0 05, 0.28 8)	0.03 6

IQ domain-containing protein F1	- 0.0 08 (- 0.0 16, - 0.0 00)	0. 0 5 0 1 5	0.1 34 (0. 07 5, 0.1 98)	< 0. 0 0 1	0.1 26 (0. 06 8, 0.1 89)	< 0 . 0 0 1	- 0.06 2 (- 0.16 2, - 0.00 0)	0.05
Heat shock 70 kDa protein 1A	- 0.0 07 (- 0.0 14, 0.0 00)	0. 0 4 0 0 4	- 0.0 85 (- 0.1 44, - 0.0 27)	0. 0 0 0 2	- 0.0 92 (- 0.1 52, - 0.0 32)	< 0 . 0 0 1	0.07 6 (- 0.00 1, 0.25 8)	0.05 4
Pancreatic triacylglycerol lipase	0.0 05 (- 0.0 01, 0.0 12)	0. 0 1 0 2	0.4 51 (0. 40 3, 0.4 97)	< 0. 0 0 1	0.4 56 (0. 41 0, 0.5 02)	< 0 . 0 0 1	0.01 1 (- 0.00 2, 0.02 6)	0.10 2
Angiopoietin-2	- 0.0 05 (- 0.0 12, 0.0 01)	0. 0 1 0 2	0.1 50 (- 0.1 93, - 0.1 02)	< 0. 0 0 1	0.1 55 (- 0.1 98, - 0.1 07)	< 0 . 0 0 1	0.03 1 (- 0.00 8, 0.07 7)	0.12 2
Asporin	- 0.0 05 (- 0.0 12, 0.0 01)	0. 0 1 0 2 4	- 0.0 88 (- 0.1 41, - 0.0 35)	0. 0 0 0 2	- 0.0 93 (- 0.1 46, - 0.0 42)	< 0 . 0 0 2	0.05 4 (- 0.01 4, 0.18 4)	0.12 6
Zymogen granule membrane protein 16	- 0.0 05 (- 0.0 12, 0.0 02)	0. 0 1 3 4	- 0.0 81 (- 0.1 36, - 0.0 28)	0. 0 0 0 1	- 0.0 86 (- 0.1 41, - 0.0 33)	< 0 . 0 0 4	0.06 0 (- 0.02 8, 0.21 0)	0.13 8
Mucin-16	- 0.0 02 (- 0.0 02)	0. 4 3 2	- 0.0 82 (- 0.0 02)	< 0. 0 0	- 0.0 84 (- 0.0 02)	< 0 . 0 0 1	0.02 8 (- 0.04 1, 0.43 2)	0.43 2

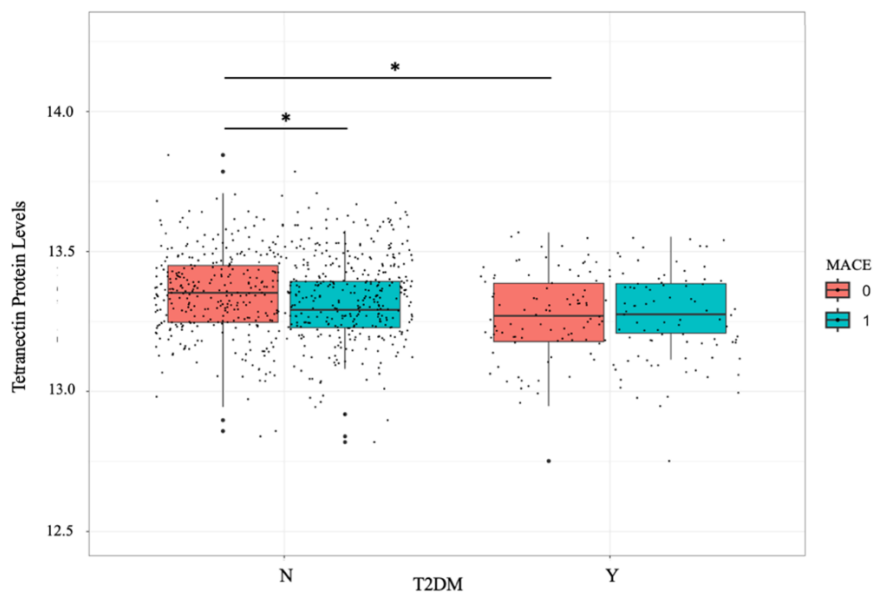
	0.0 08, 0.0 03)		0.1 28, - 0.0 37)	0 1	0.1 28, - 0.0 39)	0 1	0.13 0)	
ADP-ribosylation factor 1	0.0 03 (- 0.0 04, 0.0 09)	0. 4	0.0 68 (0. 01 4, 0.1 21)	0. 0 8	0.0 71 (0. 01 8, 0.1 23)	0 0 0 6	0.03 8 (- 0.06 6, 0.25 6)	0.43 4

Supplement Table 12: *Results from multivariable logistic regression analyses between tetranectin, fibulin-1, MACE and history of CAD subset by T2DM and non-T2DM in the PROMISE cohort.* Multivariable logistic regression analyses demonstrated significantly lower levels of circulating tetranectin in cohorts with T2DM as well as non-T2DM. T2DM only cohort results and Fibulin-1 results did not meet significance. Covariates included age, sex, race, BMI, HTN, smoking status, statin, history of cardiovascular disease, history of heart failure, history of hyperlipidemia, glomerular filtration rate. \*Significant p-value <0.05

Promise Cohort	Analysis	OR (95% CI)	p-value
Full Cohort (N=860)	CAD ~ tetranectin + covariates	0.80 (0.68, 0.93)	0.0041*
Full Cohort (N=860)	CAD ~ fibulin-1 + covariates	1.13 (0.88, 1.19)	0.38
Full Cohort (N=860)	MACE ~ tetranectin + covariates	0.88 (0.80, 0.98)	0.013 *
Full Cohort (N=860)	MACE ~ fibulin-1 + covariates	0.98 (0.90, 1.07)	0.33
T2DM Only (N=178)	CAD ~ tetranectin + covariates	0.78 (0.52, 1.15)	0.20
T2DM Only (N=178)	CAD ~ fibulin-1 + covariates	1.10 (0.75,1.24)	0.36
T2DM Only (N=178)	MACE ~ tetranectin + covariates	0.99 (0.79, 1.24)	0.94
T2DM Only (N=178)	MACE ~ fibulin-1 + covariates	0.99 (0.85, 1.14)	0.88
Non-T2DM Only (N=681)	CAD ~ tetranectin + covariates	0.79 (0.67, 94)	0.0082 *
Non-T2DM Only (N=681)	CAD ~ fibulin-1 + covariates	1.12 (0.78 ,1.23)	0.32

Non-T2DM Only (N=681)	MACE ~ tetranectin + covariates	0.85 (0.76,0.94)	0.002 *
Non-T2DM Only (N=681)	MACE ~ fibulin-1 + covariates	0.99 (0.88, 1.3)	0.21

Supplement Figure 5: *Boxplot of tetranectin levels stratified by T2DM and MACE in the PROMISE cohort.* ANOVA testing of mean circulating tetranectin levels in cohorts +/- T2DM and +/- MACE in Promise cohort demonstrated significant lower levels of tetranectin in T2DM+ compared to T2DM- and significant lower levels of tetranectin in MACE+ compared to MACE-,  $p = 0.049$ . \*Significant  $p$ -value  $<0.05$



Supplement Table 13: *Post-hoc Tukey honestly significant difference results of tetranectin levels (relative quantification) in MACE and T2DM subsets of the PROMISE cohort.* Post-hoc testing demonstrated significantly lower levels of tetranectin in people with T2DM and MACE compared to non-T2DM. \*Significant  $p$ -value  $<0.05$

Group 1	Group 2	Estimate	95% CI Lower Bound	95% CI Upper Bound	FDR adjusted $p$ - value
T2DM+/MACE+	T2DM-/MACE+	-0.035	-0.19	0.11	0.94
T2DM+/MACE+	T2DM+/MACE-	-0.035	-0.18	0.11	0.92

T2DM+/MACE+	T2DM-/MACE-	0.046	-0.092	0.18	0.83
T2DM-/MACE+	T2DM+/MACE-	0.00063	-0.076	0.078	1
T2DM-/MACE+	T2DM-/MACE-	0.081	0.0088	0.15	0.021 *
T2DM+/MACE-	T2DM-/MACE-	0.081	0.047	0.12	4.9e <sup>-9</sup> *